



Thames Valley Woodturner

A publication of the Thames Valley Woodturners Guild (since 1997)

(Meetings held at 2155 Crumlin Side Road, London)



Contents

President's Message	P1
Message from Treasurer	P2
July meeting – Demo - Gary Miller	P2,3
August meeting – Demo - Dave Bell	P3
September meeting – Demo – Eric Deckert	P4
Show & Tell	P4
Some info about Zoom	P4
Special Interest Groups Update	P5
Tops for Tots on-going challenge	P5
Guild on Social Media	P5
Calendar	P5,6
"For Sale & Wanted" ads	P6
Guild Advertisers	P7

Any member wishing to contribute content to the newsletter in the form of articles, tips, or want-ads PLEASE contact

Jen & Kyle (Photos, articles, sites of interest) at
TVWGnewsletter@gmail.com

For a Guild info/policy sheet or mentors list, email
info@thamesvalleywoodturners.com or refer to our
web site at:
<http://www.thamesvalleywoodturners.com/>

Volume 24.4 July/August/September 2021



President's Message

Hello all

Summer Meetings

Our bonus summer series of Zoom meetings and demos went very well. Many thanks to Dave Hudgel, bowl demo, Gary Miller, end grain bowl, Dave Bell, casting/stabilizing, and Eric Deckert for his melting pot demo. We know all demos take a great deal of work to prepare for and their support through the summer was greatly appreciated.

Covid

The RCAF hall will be opening their doors shortly but we as a guild must decide whether we are ready to meet face to face. Communications from your exec will follow on this. Their may be participation limits and certainly health safety protocols put in place by Ontario and any additional we may want to consider. The exec will pull all this together in collaboration with the hall, assuming no further lockdowns occur.

Newsletter Input

I reiterate that we need more member support content for the newsletter if you want us to continue with this communication tool.

Lets all pitch in with anything you have to keep the newsletter viable. tvwgnewsletter@gmail.com

Insurance

Your exec, especially Eric, has been working very hard at reviewing our insurance requirements and seeking other companies. The CSW who coordinated this effort for many guilds initially said they may be getting out of this effort but recently has indicated they will continue. The frustration by CSW was that our current insurance company was increasing our rates substantially even during this Covid period. CSW sought other vendors with no insurance company getting back to them Of all the ones Eric contacted only one responded. Exec is now reviewing that quote plus information just received from CSW on a renewal quote. Just one of the many things your exec works on in the background for our members.

Project Committees

Due to the lack of interest in this offering exec has decided not to pursue this idea any further. If you have any suggestions as to how to establish collaborative efforts such as this please let any member of your exec know.

Membership

We greatly appreciate your continued support in renewing your membership during this challenging period to insure the future viability of our guild. We continue to do our best with the meetings and demos to keep the value added for our

members. We decided to add the summer series as an additional encouragement from which we have had some great feedback.

Stay safe and healthy.

Thank you!

John



A message from the Treasurer

PAYING YOUR MEMBERSHIP FEES

For the last couple of years TVWG has been on an Anniversary Date payment plan. Unfortunately, this has caused some members to question when their membership fees are due as there is nobody sitting at the door on Members Meeting night to remind them.

So!..... I am now sending out reminders each month to those whose Anniversary Date has come to the top, and their Membership Fees are due.

I have not added my home and email addresses here for security reasons. But they will be included in the reminder you receive.

WHEW! What a relief! You can stop worrying about whether your Membership Fees are due. As I shall definitely not forget!!!

Thinking for you!
John Rice



July Meeting: Turning an End Grain Bowl

Gary Miller demonstrated turning an end-grain bowl from a piece of Aromatic Eastern Cedar!




Gary has posted his entire demonstration on YouTube for the membership to view.

Please check it out here! <https://www.youtube.com/watch?v=EZtpMfKMmM>

Here is an illustrative outline with captions of Gary's demonstration.





August Meeting: Casting and Stabilizing





Dave Bell demonstrated and informed of the process of casting and stabilizing wood for turning projects. The demonstration covered chambers, pumps, and an overview of the stabilizing process information. The Casting process covered the basics to begin with equipment, tools, and molds. The next step was how to cast a project which included resin calculations and determining which resin is best for you.

Please find a full and complete guide for casting that Dave has provided as a pdf posted on our website under the Techniques tab.

During the zoom demonstration, Dave talked to us about Alupalite, epoxy, Cactus juice (available from one of our Guild advertisers William Wood-Write at penlanks.ca), just to name a few. We also watched the awesome power of the vacuum chamber and what it can do to both rubber gloves and marshmallows!

See a few photos provided of the pressure pot and 3 of the castings:





September Meeting: Turning a Melting Box

Eric Deckert demonstrated the process of creating a Melting box. He shared with us that his inspiration came from a book in which he saw one of Terry Evan's melting pots. This type of pot or box is essentially created by having an inside turned cylinder, and then stacking the outer layer with 'donuts' or 'stones'. Building this beautiful structure starts with lamination and involves a lot of cutting on the bandsaw. Eric shared tips throughout his demo on gluing, clamping, using forstener bits efficiently, sanding, and overall design of making this unique piece.



Show & Tell



Here is a picture of an Ice Cream Scoop that Harold Bown made from a blank made by Dave Bell. The scoop hardware, "Artisan Classic Ice Cream Scoop Kit", is from Craft Supplies USA.

****Members that share what they are working on during the meetings via Zoom – Please remember to forward pictures to the Newsletter crew at twvgnewsletter@gmail.com to be included in our Guild Newsletter!!****



Regarding ZOOM Meetings:

With regards to conducting our meetings via Zoom, we would just like to make the general membership aware that the Thames Valley Woodturners Guild is not recording these zoom meetings.

For some helpful hints on how to use Zoom, please find some useful links below:

- <https://www.youtube.com/watch?v=QOUwumKCW7M> a step-by-step guide for beginners
- <https://www.youtube.com/watch?v=TL0DRymkJUE> on general Zoom use
- <https://www.youtube.com/watch?v=V4vXWjRU8kg> on sharing your screen (great for Show & Tell nights!)
- <https://www.youtube.com/watch?v=UzUZeN2DGKE> on how to raise your hand



***UPDATE* TVWG Special Interest Groups**

At September's Zoom meeting, it was reported that the idea of having these Special Interest Groups would be shelved for now due to lack of interest. We may revisit utilizing this kind of platform once again in the future. Thanks to the executive for their efforts in organizing this initiative.



"Tops for Tots" Challenge

"Tops for Tots" is an on-going challenge for all Guild members to continue to generously give their time and talent for a great cause! When you find yourself with a spare few minutes with nowhere to go and nothing to do, please consider donating some of your turning time to this cause.

We will have a collection box available once we are back to normal.

Please remember the guidelines for tops:

- One piece
- Minimum size. At least 1.75" (45 mm) diameter (smaller tops are a choke hazard)
- No sharp points or edges
- Sand to 400 grit
- If you are colouring them, use water-based markers only
- No finish except for carnauba wax
- No wood from nut producing trees



The Guild is on Social Media!

A new step into the Digital world for the Guild's communications. The Thames Valley Woodturners Guild now has a presence both on Facebook and Instagram! Renée Sferrazza will be handling the social media accounts for the club so please contact her if you have any questions.

Click on the links below and check it out!



<https://www.instagram.com/thamesvalleywoodturnersguild/>



<https://www.facebook.com/Thames-Valley-Woodturners-Guild-101557104676603/>



Calendar of events for the 2020-2021 season:

Date	Meeting or events	Details
November 12 th	Monthly meeting	Zoom: Demonstration by Carl Durance of a Staved Birdhouse Ornament.
December 10 th	Monthly meeting	Zoom: Pyrography demonstration by Renée Sferrazza and Jackie Morningstar.
January 14 th	Monthly meeting and Demonstration	Zoom: 2021 AGM and Executive Committee vote Art Liestman will demonstrate "The Lost Wood Process".

February 9 th	Demonstration	Zoom: TVWG Special Demonstration - Colin Knecht on General Woodworking
February 11 th	Monthly meeting	Zoom: Show & Tell Night
March 11 th	Monthly meeting	Zoom: Box Challenge, John Scott Wig Stand Demo
April 8 th	Monthly meeting	Zoom: Birdhouses - Eric Deckert & John Rice
May 13 th	Monthly meeting	Zoom: Eggs - Eric & Others. Birdhouse Challenge!
June 10 th	Monthly meeting	Zoom: Turning a Bowl - Dave Hudgel, Egg Challenge!
July 8 th	Monthly meeting	Zoom: End Grain Bowl - Gary Miller
August 12 th	Monthly meeting	Zoom: Stabilizing & Casting - Dave Bell
September 9 th	Monthly meeting	Zoom: Melting Box - Eric Deckert
October 14 th	Monthly meeting	Texturing and Colouring - multiple contributors
November 11 th	Monthly meeting	Christmas Ornaments
December 9 th	Monthly meeting	TBD

Call for Demonstrators

We are looking for people who want to do demonstrations, short or long, by means of recording their session at the lathe and sharing that with members on the monthly zoom call.

Please email info@thamesvalleywoodturners.com if you are interested in helping out.

- **Meetings new start is at 7:00, doors open at 6:30.** The pre-meeting period from 6:30 and 7:00 is a great time to discuss problems or successes at the "Show and Tell" table and converse with other members. ***Currently on hold due to Covid 19***
- **There may be last minute schedule changes** due to weather or other unforeseen causes, if in doubt, check the website for the latest meeting info as the date draws near.
- **Raffle tickets** are usually available between 7:00 and 7:30 as well as during the break period.



Items wanted and for sale



Paaache Airbrush exhaust hood. Internal Fan or hook to dryer vent - \$75.00
Contact John Calver 519 455-6998

Fred Rodger has free to give any member interested, the Woodturning Magazine (British) in consecutive issues from #1-#333, and the Woodsmith magazine issues #1-#208. Please contact Fred at 519-858-2558 or frederick.rodger@sympatico.ca

MANY ITEMS FOR SALE!!!

Please contact member Doreen Bowden at 519-264-2361 or shortyandpower@gmail.com

Many turning items for sale: including wood, chemical and dust masks, masks, sandpaper items, books, a dust collector, and even a lathe! These are just a few items mentioned so anyone interested in turning equipment, get a hold of Doreen.

****Please send items you wish to advertise for sale to TVWGnewsletter@gmail.com****

Ads are free for members and run until you sell your item or withdraw your advertisement. To run an ad or to remove one, email Jen & Kyle TVWGnewsletter@gmail.com. Members support other members by **buying or selling - good deals and at good prices!** Ads when received are sent to our mailing list which cover our membership as well as surrounding Guilds. The ad is published in our newsletter until sold or removed.

Commercial "business card" advertisements are available for \$75 for insertion for one year (5 – 6 issues).

Please note: The Guild provides a means of connecting buyer and seller through these ads. It is up to the buyer to ensure the item offered is as stated and the two parties should agree between themselves as to any warranty/guarantee. The Guild does not accept any liability for any such sale.

Sales tables: Members are welcome to set up a "sales" table in the bar section/room during **Swap night** at our June and January meetings. There is no charge to the member for the sales table.

We issue our newsletter targeting every two months. Our newsletter is found in glorious **colour** on the internet at <http://www.thamesvalleywoodturners.com/>. Any newsletter photos are available to members by request to the Editor at (TVWGnewsletter@gmail.com).



Guild Advertisers:



WOODCHUCKERS.COM

416-241-8654 **SOLID WOODS WOODTURNING SUPPLIES & FINISHES** **1-800-551-0192**

50 Venture Dr., Units 4 & 5, Toronto, ON M1B 3L6

Ontario Wood
The natural choice



william wood-write

penblanks.ca

shop online or call
1-877-585-0403