



# Thames Valley Woodturner

A publication of the Thames Valley Woodturners Guild (since 1997)

(Meetings held at 2155 Crumlin Side Road, London)



## Contents

President's Message	P1
Message from Jen & Kyle	P2
January meeting - Demo - Art Liestman	P2
February meeting - Show & Tell Night	P3
February Special Demo - Colin Knecht	P3
Upcoming March Challenge	P4
Some info about Zoom	P4
Internet sites of interest	P4
Tops for Tots on-going challenge	P5
Guild on Social Media	P5
Calendar	P6
"For Sale & Wanted" ads	P6
Guild Advertisers	P7

**Any member wishing to contribute content to the newsletter in the form of articles, tips, or want-ads PLEASE contact**

Jen & Kyle (Photos, articles, sites of interest) at  
[TVWGnewsletter@gmail.com](mailto:TVWGnewsletter@gmail.com)

For a Guild info/policy sheet or mentors list, email  
[info@thamesvalleywoodturners.com](mailto:info@thamesvalleywoodturners.com) or refer to our  
web site at: <http://www.thamesvalleywoodturners.com/>

## Volume 24.1 January/February 2021



### President's Message

Hello all

Just a quick note from myself on behalf of your executive as well.

Unfortunately, my intro remains pretty much the same as last years. Covid19 continues to control our activities both at home and in our guild. There is some light at the end of the tunnel so here's hoping we are back together again in the near future. At each exec meeting there's always a comment about seeing each other face to face again. We sincerely miss the social aspect of our gatherings as well. We can't wait!

As always, your exec remains active every month with our meetings administering the needs of our guild and doing our utmost to keep our members interested and active on Zoom. We hope you have enjoyed the online meetings and demonstrations we have managed to organize. I have been in touch with many other guild presidents and we are all under the same pressures due to the pandemic.

As I highlighted recently in our AGM, we are faced with some financial pressures to insure we cover our fixed costs and deliver additional benefits such as invited demonstrators. We are solvent enough that we have our basic fixed costs covered for 2021, minus hall rental and any reserves. Our membership currently stands at 78 members. Please continue to pay your membership when due. Exec will continue to monitor our finances as a priority item for the guild.

Exec would also ask the membership to be proactive and reach out to us to do a demo. It can be a live demo or something as simple as taking pictures or video of a process and just talking about it at a meeting. You could also just document something with pictures and making a how-to for our tips page and we could share that in our meetings as well. It's important that we all contribute.

There has been some recent communication between myself and all of Ontario's Woodturning Guild Presidents started by the Ottawa Guild as to what we can collaborate on. The purpose is to look at maybe sharing paid demonstrator costs, collaborating on sharing internal demos and importantly, insurance rates. We will continue dialogue on this and see what we can do together.

Jen Desjardine and Kyle have agreed to be our newsletter and photographers for this year. We sincerely thank them for stepping in! As they seek input and pictures for the newsletter, please send them to [tvwgnewsletter@gmail.com](mailto:tvwgnewsletter@gmail.com). Remember also if you have any woodturning items for sale to let her know as well and she will include them in the newsletter.

I also wanted to make sure you know that we are also active on Facebook and Instagram organized by Renée Sferazza. Links are available on the main page of our website. She is doing a great job keeping it current. Feel free to send pictures you would like posted to Renée at [thamesvalleywoodturners@gmail.com](mailto:thamesvalleywoodturners@gmail.com).

Again, please continue to renew your memberships to both cover our ongoing costs and to insure our guild remains solvent.

Stay safe and healthy.

Thank you!

John



## A message from Jen & Kyle







Hi everyone! Thank you for allowing us the opportunity to try to fill the big shoes of Bob Hewson. We hope to not only preserve all of his hard work, but to continue to allow it to grow and keep us all informed for many years to come. A special Thank you to Bob for all of his help thus far to help us get on our feet and hopefully much more guidance that we will need along the way! This first newsletter of 2021 is dedicated to you Bob!

We will not be meeting at the Guild hall for some time, but will be continuing to meet virtually via Zoom so perhaps we can still use the newsletter as a way to keep in touch and share websites, stories, and photos of your work. Please send your photos and any content to share, along with feedback you may have for us at [TVWGnewsletter@gmail.com](mailto:TVWGnewsletter@gmail.com) and we will compile and make it available to all of our members, accessed under the Newsletters tab on our website at [www.thamesvalleywordturners.com](http://www.thamesvalleywordturners.com).



## January Meeting

TVWG Executive Committee: 2021

	President: John Scott		Vice President: Dave Hudgel
	Treasurer / Membership: John Rice		Secretary: Renée Sferrazza
	Past President / External Demonstrator & AV Coordinator: Scott Beverley		Past President / Communications / Webmaster: Eric Deckert
No Photo Available	Member at Large: John Kime	No Photo Available	Member at Large: Bob Fenn

January's Zoom meeting started with conducting some yearly business and a vote for the 2021 Executive Committee. Thank you to all who participated, but especially the members that stepped to be elected for the new 2021 Executive Committee for our Guild.

The meeting continued with the opportunity to learn from Art Liestman. Dave Hudgel provided this bio to us:

*Art Liestman's motto is "I Just Make Stuff". Art is a professional woodturner whose goal is to make 'stuff' that does not appear to have been made on the lathe.*

*I saw him conduct some virtual demonstrations a few months ago, and thought he would be a great demonstrator for our Guild. Art is a retired university professor who has been making and selling wood art for more than 20 years. Originally from Kansas, he has lived in BC for many years with his wife and their cats.*

*He has given demo's throughout the US and Canada and has written several articles for woodturning publications such as American Woodturner. His work has also been featured in*

*woodturning books. He has served as guest artist at Arrowmont, the John C. Campbell Folk School, with Ecole Escoulen in France, and at the AAW annual convention.*

*Art has served on the Board of Directors and been a member of committees of the AAW and was the first President and an original founder of the Greater Vancouver Woodturners Guild.*

*We are honored and pleased that Art has agreed to demonstrate some of his skills for us. I think you will find his presentation applicable to all skill levels of turning.*



## Art Liestman Demonstration: The Lost Wood Process

Please refer to Art Liestman's website to see who he is, what he does, and even buy a t-shirt!

[www.artliestman.com](http://www.artliestman.com)

Art entertained us all with a remote demo from his home in Coquitlam, BC. He introduced all members in attendance to what he coins "The Lost Wood Process".

More details and specifics can be found in his American Woodturner article "Beyond Round: The Lost Wood Process" (August 2012 edition)



## February Meeting - Show & Tell


Howard Bowern shared these pens and a set of gnomes that he had turned for Christmas.



Hawaiian Milo Antique Brass Celtic style pen



Moroccan Thuya Antique Pewter Celtic pen



Ancient Kauri wood Fillibelle pen



Multi coloured resin Antique Brass Fillibelle



Freddie and the Juniors Live at the Moustache Lounge gnomes, are a set of Christmas Gnomes set on a Basswood mustache, that were carved for a November golf tournament. The hats and bodies of the gnomes are painted with Acrylic paints.



Painted hard maple vase by Kyle Eastern cottonwood bud vase by Kyle

Many other interesting items were shown at the meeting by a number of members during the meeting. We remind everyone to please send in these photos to us to be able to publish here for all to enjoy!

As mentioned in the meeting, this tripod mount for your phone could really come in handy when preparing a short video or taking pictures to share with others! Recommended by our President, here's the link to learn more!

[https://www.amazon.ca/dp/B08948KXKS/ref=cm\\_sw\\_em\\_r\\_mt\\_dp\\_335F133RTTXVJK21KQEH](https://www.amazon.ca/dp/B08948KXKS/ref=cm_sw_em_r_mt_dp_335F133RTTXVJK21KQEH)

Also shared by John Kime was his branding iron, found here <https://budgetbrandings.com/> as well as a link to his instagram <https://www.instagram.com/p/B0w5msggj5U/?igshid=plarx78mcfch> that shows a stand he built to help with the heating up process that he says takes about 9 minutes.



## Colin Knecht Demonstration

Colin presented general woodworking shop practices and safety tips geared towards woodturners, such as Bandsaw use and blade selection, drill presses, as well as some interesting and useful jigs to use in the shop - like the mag clamps shown here and a nifty mortise and tenon jig!

Check him out at [www.woodworkweb.com](http://www.woodworkweb.com) to refer to some of the specific tools and tips he talked about and even follow him on YouTube, Instagram, Facebook, Twitter, Pinterest and more!





## \*\*\*2021 - March - Box Challenge\*\*\*

### Box Challenge

#### March Meeting

Turn a NEW box, lid and finial  
Any size and shape  
Novice, Intermediate, Open  
2 pics + description to  
[info@thamesvalleywoodturners.com](mailto:info@thamesvalleywoodturners.com)  
Cut off date March 9<sup>th</sup> @ 11pm



Members are encouraged to make a lidded box of any size or design. Be creative and share your box at the March meeting. Submit your 2 pictures and description **by email only** so submissions remain anonymous.

Please have all entries in by **March 9<sup>th</sup>** at the latest.

Send your pictures and brief description to

[info@thamesvalleywoodturners.com](mailto:info@thamesvalleywoodturners.com)



## Regarding ZOOM Meetings:

With regards to conducting our meetings via Zoom, we would just like to make the general membership aware that the Thames Valley Woodturners Guild is not recording these zoom meetings.

For some helpful hints on how to use Zoom, please find some useful links below:

- <https://www.youtube.com/watch?v=QOUwumKCW7M> a step-by-step guide for beginners
- <https://www.youtube.com/watch?v=TL0DRymkJUE> on general Zoom use
- <https://www.youtube.com/watch?v=V4vXWjRU8kg> on sharing your screen (great for Show & Tell nights!)
- <https://www.youtube.com/watch?v=UzUZeN2DGKE> on how to raise your hand



## Interesting Info for members:

- In keeping with our March Box Challenge, please have a look at <https://www.canadianwoodworking.com/plans-projects/making-turned-boxes> for Steven Kennard's article on Making Turned Boxes in the Canadian Woodworking Magazine. Or check out Carl Jacobson's unique lidded box here <https://www.youtube.com/watch?v=FARhKLi4GsA>
- For those interested in ornamental turning, this YouTube channel of the Ornamental Turners International has many videos and links to past Symposiums. So many interesting things to check out here <https://www.youtube.com/channel/UCsSM2TJctvm6KKtSdM-sl4A/videos>
- This was a really fun little project that I thought looked cool to try....anyone else agree with me? It's from Wood Workshop: <https://www.youtube.com/watch?v=H5bSTvhjWmQ&feature=youtu.be>
- Here's an interesting little mini project:  
[https://www.instructables.com/How-to-Inlay-Opal-in-a-Pre-Channeled-Ring-Using-UV/?utm\\_source=newsletter&utm\\_medium=email](https://www.instructables.com/How-to-Inlay-Opal-in-a-Pre-Channeled-Ring-Using-UV/?utm_source=newsletter&utm_medium=email)
- Check out this video from Craft Supplies USA! They have begun a series of training videos in conjunction with the Dale Nish Woodturning School. They just released the 4th in the series on "sharpening". One of our members shared that in the first 5 minutes they learned several facts that

they weren't aware of. It's presented simply and details are explained in great depth.

<https://www.youtube.com/watch?v=iLvH-MR6Jqs>

- Check out Brian Haven's youtube channel for his playlist 'At the Lathe' or just some general woodworking for a variety of interesting videos:  
<https://www.youtube.com/user/BHavensWoodworker/featured>
- Here's a new one from Dave Bell on using Metal Inlay on a bowl -  
<https://www.youtube.com/watch?v=rdcz8GI-AYw>
- This one is just....well, WOW! [https://www.youtube.com/watch?v=aw\\_ZZCr6onA&feature=youtu.be](https://www.youtube.com/watch?v=aw_ZZCr6onA&feature=youtu.be)



## **"Tops for Tots" Challenge**

"Tops for Tots" is an on-going challenge for all Guild members to continue to generously give their time and talent for a great cause! When you find yourself with a spare few minutes with nowhere to go and nothing to do, please consider donating some of your turning time to this cause.

We will have a collection box available once we are back to normal.

Please remember the guidelines for tops:

- One piece
- Minimum size. At least 1.75" (45 mm) diameter (smaller tops are a choke hazard)
- No sharp points or edges
- Sand to 400 grit
- If you are colouring them use water-based markers only
- No finish except for carnauba wax
- No wood from nut producing trees



## **The Guild is on Social Media!**

A new step into the Digital world for the Guild's communications. The Thames Valley Woodturners Guild now has a presence both on Facebook and Instagram! Renée Sferrazza will be handling the social media accounts for the club so please contact her if you have any questions.

Click on the links below and check it out!



<https://www.instagram.com/thamesvalleywoodturnersguild/>



<https://www.facebook.com/Thames-Valley-Woodturners-Guild-101557104676603/>



## Calendar of events for the 2020-2021 season:

Date	Meeting or events	Details
November 12 <sup>th</sup>	Monthly meeting	Zoom: Demonstration by Carl Durance of a Staved Birdhouse Ornament.
December 10 <sup>th</sup>	Monthly meeting	Zoom: Pyrography demonstration by Renée Sferrazza and Jackie Morningstar.
January 14 <sup>th</sup>	Monthly meeting and Demonstration	Zoom: 2021 AGM and Executive Committee vote Art Liestman will demonstrate "The Lost Wood Process".
February 9 <sup>th</sup>	Demonstration	Zoom: TVWG Special Demonstration - Colin Knecht on General Woodworking
February 11 <sup>th</sup>	Monthly meeting	Zoom: Show & Tell Night
March 11 <sup>th</sup>	Monthly meeting	Zoom: Box Challenge, John Scott Wig Stand Demo
April 8 <sup>th</sup>	Monthly meeting	TBD
May 13 <sup>th</sup>	Monthly meeting	TBD
June 10 <sup>th</sup>	Monthly meeting	TBD
September 9 <sup>th</sup>	Monthly meeting	TBD
October 14 <sup>th</sup>	Monthly meeting	TBD

### Call for Demonstrators

We are looking for people who want to do demonstrations, short or long, by means of recording their session at the lathe and sharing that with members on the monthly zoom call.

- **Meetings new start is at 7:00, doors open at 6:30.** The pre-meeting period from 6:30 and 7:00 is a great time to discuss problems or successes at the "Show and Tell" table and converse with other members. **\*Currently on hold due to Covid 19\***
- **There may be last minute schedule changes** due to weather or other unforeseen causes, if in doubt, check the website for the latest meeting info as the date draws near.
- **Raffle tickets** are usually available between 7:00 and 7:30 as well as during the break period.



## Items wanted and for sale

**\*\*Please send items you wish to advertise for sale to TVWGnewsletter@gmail.com\*\***

Ads are free for members and run until you sell your item or withdraw your advertisement. To run an ad or to remove one, email Jen & Kyle [TVWGnewsletter@gmail.com](mailto:TVWGnewsletter@gmail.com). Members support other members by **buying or selling - good deals and at good prices!** Ads when received are sent to our mailing list which cover our membership as well as surrounding Guilds. The ad is published in our newsletter until sold or removed.

**Commercial "business card"** advertisements are available for \$75 for insertion for one year (5 – 6 issues).

**Please note:** The Guild provides a means of connecting buyer and seller through these ads. It is up to the buyer to ensure the item offered is as stated and the two parties should agree between themselves as to any warranty/guarantee. The Guild does not accept any liability for any such sale.

**Sales tables:** Members are welcome to set up a "sales" table in the bar section/room during **Swap night** at our June and January meetings. There is no charge to the member for the sales table.

**We issue our newsletter** targeting every two months. Our newsletter is found in glorious **colour** on the internet at <http://www.thamesvalleywoodturners.com/>. Any newsletter photos are available to members by request to the Editor at ([TVWGnewsletter@gmail.com](mailto:TVWGnewsletter@gmail.com)).



**Guild Advertisers:**



[info@stockroomsupply.com](mailto:info@stockroomsupply.com)

**1-877-287-5017**

53032 Perry Rd, Wainfleet, ON

[www.stockroomsupply.com](http://www.stockroomsupply.com)

A banner advertisement for Woodchuckers.com. On the left is a cartoon woodchuck holding a piece of wood. To its right, the website name "WOODCHUCKERS.COM" is written in large, bold, wood-grain letters. Below this, a central wooden plaque contains the text "SOLID WOODS WOODTURNING SUPPLIES &amp; FINISHES". To the left of the plaque is the phone number "416-241-8654" and to the right is "1-800-551-0192". At the bottom, the address "50 Venture Dr., Units 4 &amp; 5, Toronto, ON M1B 3L6" is displayed. In the bottom right corner is the "Ontario Wood" logo with the tagline "The natural choice".