



Thames Valley Woodturner

A publication of the Thames Valley Woodturners Guild

(Meetings held at 2155 Crumlin Side Road, London)



Turning events, Wood shows, competitions at your Guild, in our region, and farther afield

Contents

Treasury	P1
Internet sites of interest	P2
Election results	P3
Visiting turners	P2
My start in woodturning – Mike Malone	P3
January meeting - John Calver – YoYo	P3
January show and tell	P6
March meeting – Bob Fenn – duplication	P8
March show and tell	P11
Calendar	P14
“For Sale” & “Wanted” ads	P15

Any member wishing to contribute content to the newsletter in the form of articles, tips, or want-ads PLEASE contact Bob Hewson (Photos, articles, photo-articles).

For a Guild info/policy sheet or mentors list, call or email Bob Hewson at 66.bobhewson@gmail.com or refer to our web site at: <http://www.thamesvalleywoodturners.com/>

Volume 18.1, January, February, and March 2016

Treasury

Our treasury report shows a balance of \$3893 at the time of the March executive meeting. There are fees collected for the Kennard seminar to be paid out as well as fees to be collected. This also does not include the grant received from AAW of ~\$1800cdn,

Next issue should be more current.

A reminder that we are now using an anniversary date renewal of dues. For those who joined before we started tracking the month you joined they will be deemed to have joined during January.

You will receive an email advising you that your dues are due and you may pay by cheque mailed to the Secretary or by cheque/ cash at the next meeting, paid to Jackie. We expect this new method to simplify the collection process for us and spread our income over the year. Of course if you still wish to pay at the years start, that is OK too.



Interesting new or updated web sites

In Google, to execute a search on virtually any topic you can imagine try typing your query as a question into the Google box and see the breadth of information you can find.

I will also try to include web sites that may be of interest to many of us or related to our meeting/demos. References are hotlinks, click them and go directly to the site if you are on the net, if not copy them into your browser's address box.

- Ever want to know the best adhesive to use? Check out and print this handy chart from “Make:” at <https://makezine.com/2016/03/25/dont-glue-anything-without-handy-reference-chart/> plus glueing tips in references section following the chart.
- Here is a short video on the “Studley Tool” chest presented by Norm Abrams of This Old House. Enjoy some old fashioned craftsmanship <http://twistedifter.com/2013/07/ho-studley-tool-chest/> or <https://www.youtube.com/watch?v=6cGNT-RSKEU>
- Here is the site for the Beall collet chuck mentioned by John during his demo <http://www.bealltool.com/products/turning/colletchuck.php> followed by a YouTube demo of the collets in use <https://www.youtube.com/watch?v=XgqEG7qG0v0>
- YoYo projects and some history can be found in this Woodturning online article http://www.woodturningonline.com/Turning/Turning_projects.php?catid=57
- Carl Jacobson makes a segmenting sled for gluing segments “ **Perfect Segments Every Time/Wedgie Sled**” on YouTube https://www.youtube.com/watch?v=teZjGsVXin4&feature=em-subsub_digest
- Here is a site with finishes information you may find of interest. This site comes by way of Woodturning Online, a site mentioned in the last issue <http://www.wood-database.com/wood-articles/wood-finishes-works/>



Elections of officers for 2016

Elections were held during our January meeting. There were no new nominations for the executive offices. The existing executive were polled and were asked if they would serve another term, all agreed and were acclaimed for 2016. Bill Ollowski offered to serve on the executive as an executive member at large and was acclaimed as well.

Your Guild executive is as follows for the 2016 term:

President is Paul Newton (519-883-0928,

Past President is Eric Deckert (519-432-6545), emdeckert@gmail.com

Treasurer is Bob Fenn (519-455-7436) ww-wt@rogers.com

Secretary/Newsletter editor is Bob Hewson (519-457-6555), 66.bobhewson@gmail.com

Video librarians are Bruce Smith (519-432-5555) and Roy Phillips (519-471-3707)

Webmaster is Eric Deckert (519-432-6545), emdeckert@gmail.com

A/V coordinator is Scott Beverley (519-681-5565), email sbever1073@rogers.com

Program committee members are:

Gary Miller (519-858-2445), visiting turner liaison

Jackie Morningstar (519-264-2970) membership collections

John Calver (519-455-6998)

Carl Durance (519-534-1540)

Bill Orłowski (519-473-5078)

The executive would also like to thank the other un-named members who help in the set-up and take-down of the meeting room, clean-up, supply refreshments and the many other things which make the guild operate smoothly.



Visiting turners

We have a two exciting turners slated for 2016-2017, Stephen Kennard and David Ellsworth as detailed below. To ensure a place at the workshops (limited space) please see Jackie to reserve your spot (fee is \$150). Also please register for a seat at the seminar(s) (fee is \$50).

For the interest of members we continue to list future seminars and visiting turners scheduled at neighbouring Guilds as we learn of them as well as planned events in London.

These include demonstrators that WGO, GHWG, WTG, TVWG and other area Guilds have either scheduled or are making arrangements for guest turners. The Guilds have generally encouraged members of other guilds to attend, space permitting. If you wish to attend make your wishes known as early as possible.

Reservations are being taken now, please see Jackie to pay for and reserve your spot. If there are too many for the workshops a lottery will be held among those interested member. Sorry, but visitors for workshops will be accepted after Guild members priority.

Turner	Date	Location	Fee	Confirmed
Stephen Kennard seminar and workshop http://www.stevenkennard.com/	April 10 – 11, 2016	TVWTG	\$50 demo includes lunch \$150 workshop-members only, includes lunch Lottery if too many sign-up for workshop	Yes
David Ellsworth seminar and workshop http://www.ellsworthstudios.com/	Rescheduled	TVWTG	\$50- seminar includes. lunch	Yes

Please let Gary Miller know if you want to attend out-of-town sessions, he will verify that there is space and confirm the fees. Carpooling may be arranged if there is sufficient interest for out-of-town seminars, again, co-ordinate with Gary Miller. For sessions held in London see Jackie Morningstar to sign-up and or buy your advance ticket(s).



My start in woodturning by Mike Malone

I saw a Rotary walking stick in the late 90's at a Rotary meeting. I was a Rotarian at the time, and was impressed with the details that signified the structure of Rotary starting with a Rotary pin set into the knob representing Rotary on top of the world.

In '01 I bought a Delta lathe in order to make one for myself. When it was finished I wondered what else could be made.

The Thames Valley Woodturners were at the '02 London wood show and I attended the next club meeting and joined.

I found out there were a lot of things to make. After making bowls, chess sets, a variety of round wooden things and more walking sticks for Rotarian friends I realized that my first walking stick was not impressive, in fact it was disappointing.

Last fall I made another Rotary walking stick and donated it to the Grand Bend Rotary club (Shown in the Sept -Oct newsletter on page 5, as turner unknown). The club auctioned the walking stick at their Christmas party to raise funds for Polio Plus. It was sold to the highest bidder for a generous donation of \$420 dollars.

January 15 2016.



*This interesting little gem from Mike can form the start of an interesting ongoing feature for the newsletter "**How/Why I started to turn wood**". Any volunteers like to send in a few lines on your reason to become a turner? If you need a picture and/or need help in doing so, please let me know.*

Editor



January Meeting

John Calver turned a YoYo followed by announcement of a YoYo challenge to be judged in March.

A check of Google for "what makes a good YoYo" tuned up 12 million references, so do a little investigation to determine the best type to make.

How to turn a YoYo on a lathe only returned 32,000 references, so there are lots of tips to steer you to a top performer!

One restriction no ball bearings allowed for the competition.




John Calver ready to go with the YoYo project



The YoYo side is centered on a small screw chuck which is in turn mounted in a scroll chuck



Another holding device - Beall collet chuck (check Beall's Another holding device - Beall collet chuck (check Beall's web site)




Measure




Marking face for an ornamental inset using calipers



Side #1 is taking shape




Side #2 ready to shape



Marking to aid in duplication of side #2



Turned sides are weighed on digital scale. Small weight differences can cause wobble and degrade performance of Yo Yos



Remounted for boring shaft hole with MT mounted drill chuck



Marking dowel to determine where to cut



Using card stock to determine correct spacing for sides to be glued to the shaft. Add decorative insert, finish, add a string, and you are ready to go!

January Show and Tell



3 1/2" Oval poplar box by Gary Miller, finished with TripleE



Gary Miller, silver maple approx 14" dia, tung oil finish



Walnut knife block by Geof Scott



"Black Beauty" Black walnut & maple veneer lines run throughout turned and pierced vase 8" x 5" by Paul Guilbeault



**Ash OT Box (ornamental turning) by Jean Claude
Charpignon (A gift to Ruby Cler)**



Ornamental Turned ring made by Jean Claude



Jeanne Corey, wood and deer hide composition



**Reverse of Jeanne Corey's wood and deer hide
composition**



**Jeanne Corey's wood and deer hide composition
bowl**



**Reverse of Jeanne Corey's wood and deer hide
composition bowl**



Jeanne Corey "Unsegmented" beaded bowl



Joe Wallace's spruce burl bowl, 7x 4 with wax finish



Dave Cudgel's "Thinkers" impossible turning, Cherry and Paduk



Dave Hudgel bowl from found "mystery" wood



Natural edge vase in apricot by Paul Guilbeault



Carved walnut lidded vessel 10" x 4" by Paul Guilbeault



February's meeting was cancelled due to stormy weather.

Paul's demonstration has been rescheduled to our June meeting



March meeting

Spindle turning identical parts such as balusters, demonstrated by Bob Fenn. Basics plus a skills challenging part of the demo is to duplicate it.


Use your tools to ensure repeatability: ruler, calipers, witness board, and a sample!



Bob Fenn ready to go




**Mount a sample turning in a convenient location,
make and mark a witness board**




**Measure key dimensions on sample and transfer to
story board. Remember too, stop your lathe while
measuring or adjusting rests, etc.**



Center the tail stock and lock in your scroll chuck.



Transfer dimensions to blank



Turn the marked features



Turn the marked features



As you continue turning be aware of the sample for shapes



No measuring too like "Eye-balling" it.

Practice and careful measurements will teach you to be able to duplicate pieces like a pro. Even though there may be some variation you will be surprised at how the eye will be forgiving.

One trick is to lay out your duplicated pieces and sort them from best to least from a true duplicate.

While the 1st vs last may be unacceptable beside each other the 1st and 2nd, 3rd, 4th etc will look pretty dammed good next to each other!



March Show and Tell



From Gary Miller: Thread dispensers, 1 antique (middle), 2 modern, the left one contains 2 bobbins for 3 colors.



Sewing caddy with turned bobbins and rose engine decorated ends, note turned "vegetable ivory" thimble at rear (tagua nut) by Gary Miller



Gary Miller, jarrah box with pink ivory insert, threads were Gary's 1st attempt at thread chasing by hand.




Doug Magrath, "saddleburl" bowl



Paul Guilbeault vessel out of "Queenwood" with metal inlays and lacquer finish



Paul Guilbeault, black walnut with open finial and decorative features, and a lacquer finish



"Happy Planet" lacquer finish, by Paul Guilbeault



Jeanne Corey, mixed media, playing with stones



Mike Malone, hard maple tea set for Mike's grand child



Paul Guilbeault turned this one from Black walnut (liming wax treatment) with piercings as well as an "open" finial



Joe Wallace - alder



Joe Wallace



Joe Wallace



Doug Magrath - unfinished, photo does not do justice to the subtle shades this bowl exhibits.



Jeanne Corey, mixed media, playing with stones



Joe Wallace - spalted maple



Cherry Wig stand by Carl Durance

My apologies for the March photos. My camera's preset was bumped and locked into HDR high contrast setting which results in a distorted color and extreme contrast. While great for certain things, not for wood turning or demos.

Compare to the January photos to see the effect.

I'll have to add a check of this feature as a part of my photo routine.



2015-2016 season scheduled meetings and other events. There may be changes as the year progresses, if in doubt check our [website for the latest meeting info](#) as the scheduled time draws near. Your input is valued in the development of our program.

Date	Meeting or events	Shows/events/comments	
August 15 - 16	Symposium	Grey-Bruce TurnFest 2015 Symposium/Workshops	
September 10 th	Monthly meeting	President's challenge, a collaborative box created by 2 or more members (details elsewhere in the newsletter. Demo by Dave Bell on casting with Alumalite.	
September 11 th -12 th	Western Fair	Guild demonstrations at the fair, Sept 11 – 12. We need volunteers to set-up, take-down, demonstrate, and talk to visitors. This is a heavy schedule, so if you can volunteer for one or more shifts of 4 hours it will help. We need turnings to display and we will have a People's Choice Award competition as well.	
October 2 nd – 4 th	Woodstock Wood-working Show	Guild demonstrations at the Show. We need volunteers to set-up, take-down, demonstrate, and talk to visitors. This is a full schedule, so if you can volunteer for one or more shifts of 4 hours on one or more days it will help. We need turnings to display and we will have a People's Choice Award competition as well.	
October 8 th	Monthly meeting	Demo by Carl Durance, next steps in pen turning	
October 29 th	Woodturners' "Drop-In" Night	Open 7:00. Bring your own wood, bring your tools to learn to correctly sharpen, practice and use. Free to members and EVERYONE is welcome. Only members may turn though, not guests. (<i>Scott will be the go-no-go guy, phone 519-681-5565</i>)	
November 8 th	Special event	Maycourt Sale at the Hellenic Community Centre on Southdale Rd., W.	
November 12 th	Monthly meeting	Christmas themed demo. Gary Miller will demonstrate turning a segmented ball ornament (It is not as complex as it looks!).	
December 10 th	Monthly meeting	Christmas social and Christmas exchange of turned items (goodies always appreciated)	
January 14 th	Monthly meeting	Business/elections. YoYo demo by John Calver to tie in with March Challenge.	
February 11 th	Monthly meeting	Paul Guilbault will demo a vase with a ribbon inlay. Meeting cancelled due to weather. Rescheduled to June Meeting	
March 10 th	Monthly meeting	Spindle turning identical parts like balusters by Bob Fenn. Basics plus a skills challenging part of the demo is to duplicate it. Goblet challenge announcement	
April 10 – 11	Stephen Kennard seminar and workshop	Stephen Kennard seminar including lunch on Sunday the 10 th , the workshop is on Monday the 11 th , including lunch	
April 14 th	Monthly meeting	Goblet demo by Paul Newton. Judging the YoYo challenge	
May 12 th	Monthly meeting	Enameling demo where enameling is used as an embellishment technique for your turnings. Presented by Carl Durance.	
June 9 th	Monthly meeting	Goblet challenge judging. Summer challenge to be announced with judging at the September meeting. Paul Guilbault will demonstrate a vase with a ribbon inlay (<i>rescheduled from February</i>).	
September 30 th – October 2 nd	Woodstock Wood Show	We will be looking for several demonstrators to do stage demos at the fair. Any volunteers?	
April 2017, date in flux	Davis Elsworth Seminar and workshop	Rescheduled David Ellsworth: seminar including lunches, Day1 with the workshop on the Day 2	
Ideas	Program ideas and suggestions for guest turners. Member input is always welcomed by your committee	<ul style="list-style-type: none"> -Guest turners or seminars. -Design? What makes a "good" turning into an "outstanding" turning? -Metal spinning -A safety night (discussion/panel) -A seed pod turning. -Homebuilt kiln/ drying wood 	<ul style="list-style-type: none"> -Shear scraping -Inlace -Basic drying of wet wood -Finishing -Make a home drying cabinet -Chucking and holding -Segmentation -Jigs and fixtures.

Note: Meetings start at 7:30, doors open at 7:00. The open period from 7:00 and 7:30 is a great time to discuss problems or successes at the "Show and Tell" table and converse with other members. Raffle tickets and the library, are available between 7:00 and 7:30 and during the break period.



Items wanted and for sale

Ads are free for members and run until you sell your item or withdraw your advert. To run an ad or to remove one, call or email Bob at 519-457-6555 or 66.bobhewson@gmail.com. Members can support other members by **buying: good deals and at good prices!**

Commercial "business card" type advertisements are available on this newsletter for \$50. Insertion in 5 - 6 issues per year.

Please note: The Guild provides a means of connecting buyer and sellers through these ads. It is up to the buyer to ensure the item offered is as stated and the two parties should agree between them as to any warranty/guarantee.

Members are welcome to set up a "sales" table in the bar section/room available before the meeting starts.

We print on a non-date-specific schedule, generally every two months. Our newsletter can be found on the internet at <http://www.thamesvalleywoodturners.com/> for viewing in glorious **colour**.



Bob's emporium

For Sale

I am closing my shop and have the following items for sale,

10 " Delta Unisaw & Blades \$700.00

Assorted hand tools various prices

If interested contact Tom Pinches at 519-644-0434

or tjpinches@exulink.com

For Sale

An excellent lathe for sale, at a great price. It's in Toronto, but definitely worth the drive.

- Variable Speed Wood Lathe

Craftex 128N variable speed 18" x 47"

2HP , 220volt motor

Variable speed with digital readout and two belt ranges

- o Spindle = 1 1/4x 8 TPI
- o MT2 taper
- o Length of lathe bed = 66" , Max overall length = 82" Turns up to 18" diameter (Headstock swivels for outboard turning)
- o Excellent condition.

Also includes :

2 x OneWay 1.25" to 1" spindle adapters

universal 1.25" to 1" spindle adapter

6" faceplate, and assorted tool rests

\$1,400 for everything !!

This is a great deal for an excellent lathe. Serious buyers only
Selling only because need the space in my shop
Pick-up in Toronto (427 & 401 area)

For more info or to arrange a viewing please contact
robbwd@rogers.com or jc.searle@sympatico.ca or call Bill
at 416-628-4221