



Thames Valley Woodturner

A publication of the Thames Valley Woodturners Guild

(Meetings held at 2155 Crumlin Side Road, London)



Volume 16.3, May/June 2014

Turning events, Wood shows, competitions at your Guild, in our region, and farther afield

Contents

Treasury	P1
"Anti Spam" legislation	P1
September challenge	P1
Internet sites of interest	P1
Skills to volunteer	P1
Visiting turners	P2
May meeting, (3 winged box/vase by Bob)	P2
May show and tell	P3
June show and tell	P4
June meeting (Platter rings by John)	P5
Calendar	P7
"For Sale" & "Wanted" ads	P8

Any member wishing to contribute content to the newsletter in the form of articles, tips, or want-ads should contact Bob Hewson (Photos, articles, photo-articles).

For a Guild info/policy sheet or mentors list, call or email Bob Hewson at 66.bobhewson@rogers.com or refer to our web site at: <http://www.thamesvalleywoodturners.com/>

Treasury

Our treasury report shows a balance of \$3235 at the time of the August executive meeting. We have a few delinquent members who it appears will not be returning so our dues campaign is complete.



Canada's new "anti-spam" and our e-mail list

You may not be aware of it, but new anti-spam legislation is now in effect in Canada. Those with email lists were required to ask those on their email lists if they wanted to remain on the list and if not, remove them. People that did not answer "Yes" or declined to reply were deemed to have said "No"

While this law was aimed primarily at the bad guys (spammers) all businesses were included. There is some question as to whether organizations such as our guild were required to query their members or not. I elected to do so and most of you have replied "Yes". If you are one of the few who did not reply and were removed, you can be reinstated to the email list anytime by just letting me know.

There are several members whose email addresses were faulty, so you didn't get the message. I have attached a short note to your copy to let you know and give you the chance to be re-added to the list and to let me correct your email on our database. Easiest way to do this is simply send me an email saying "Yes" at 66.bobhewson@gmail.com.



September Challenge

A 2x4 challenge is scheduled for the fall startup in September. The idea is to make what you will from a standard construction grade 2x 4 x 8 ft spruce – **no restrictions except for the material you begin with.**

As usual, it is members voting that determine the winner in each of three classes; novice, intermediate, and open.



Interesting new or updated web sites

Google, Yahoo and MSN host newsgroups that cover virtually any topic you can imagine. Try typing your query as a question into the Google box and see the breadth of info you can find.

- The June Highlander newsletter has some interesting articles http://www.highlandwoodworking.com/woodturning-tips-1406jun/wt39.html?utm_source=iContact&utm_medium=email&utm_campaign=%20Old%20Messages&utm_content=June+Highland+Woodturner
- If you are interested in the Highland Woodturner newsletter go to this site <http://blog.woodworkingtooltips.com/catalog/woodturning.php> and sign up. They do not bug you, simply send the newsletter.
- Another interesting newsletter is one put out by Kreg on various woodworking topics <http://www.pinterest.com/kregtool/kreg-plus-newsletters/>



Have you a skill or favourite project

We have a small number of repeat members who have been bringing you topnotch demos over the life of the Guild. In the last couple of years we have had several more members volunteer their skills as demonstrators.

We are always looking for volunteers to teach or demonstrate new skills or techniques to the membership as a sole meeting topic or as a part of a meeting's agenda. Your participation can be for any portion of a meeting from a few minutes to the full allotted demo time.

If you would like to do a demonstration please contact a member of the executive and see when we can add you into the schedule.



Visiting turners

For the interest of members we continue to list future seminars and visiting turners scheduled at neighbouring Guilds as we learn of them.

These are the demonstrators that WGO, GHWG, TVWG and other area Guilds have either scheduled or are making arrangements for. The Guilds have generally said that members of other clubs are welcome to attend, space permitting. If you wish to attend make your wishes known as early as possible. Please let Gary Miller know for out-of-town sessions. Gary will verify that there is space and confirm the fees.


Carpooling may be arranged if there is sufficient interest for out-of-town seminars, co-ordinate with Gary Miller. For sessions held in London see Jackie Morningstar to sign-up and or buy your ticket(s).

Currently there are no visiting turners in the area or in our current program plans.



May Meeting

Bob Fenn demonstrated the turning of a 3-winged box or bowl from a maple cube. An interesting result.



The cube is mounted on diagonally opposing corners of the cube



Marking where the cube will be turned away to form the 3 wings



Working on the side shape. Use caution, there are a lot of spinning ghost edges waiting to "Bite" the unwary!



Measuring for the tenon. Note to the curve marked earlier



In progress, wings shown as well as developing profile



Refining the shape and turning the tenon



Re-mounted with chuck and tailstock, Bob works the top of the wing and box



Shaping the top before accepting the finial and cutting off the top of the bowl



An unexpected catch/break, but enough demoed to enable you to complete either a lidded 3-winged box or bowl.



May Show and Tell



Al Tammen, short one is holly, tall 2x4, med is "found" wood; all with shellac finish



Bernie Hrytzak, English walnut, shellac finish



Bernie Hrytzak, English walnut 8", shellac finish



Bernie Hrytzak, throwing top



David Hudgel, oak, natural edge bowl



David Hudgel, white oak with natural cavity



David Hudgel, red oak



Eric Deckert. Off center and parallel axis turnings, mahogany



Paul Guilbeault, maple & bloodwood pierced sculptural form, lacquered, 10" x 14"



Paul Guilbeault, walnut and ash vessel, lacquer finish, 10" x 3"



Joe Wallace, softball and a smaller ball with burned stitching. Softball is basswood, smaller ball is maple. Both stands are cherry, one with a captive ring



Carl Pardy, platter, black walnut crotch, spray lacquer finish, 13"



June Show and Tell



Turner not identified



Turner not identified



Bernie Hrytzak, English walnut and tung oil, 3 sided bowl with 6 wings



Bernie Hrytzak, English walnut and tung oil, 3 sided covered bowl with finial



Bernie Hrytzak, English walnut, finished with tung oil



Bernie Hrytzak, box elder cube turned on 3 axis (unfinished)



Bernie Hrytzak, box elder cube turned on 3 axis (unfinished)



Paul Guilbeault, cardboard and segmented ash, an interesting direction for experimenting



Paul Guilbeault, maple wing bowl



John Calver's Sierra pen segmented macassar ebony, black ash burl, bloodwood, Amboyna burl, and Aluminum with a C/A finish. This pen was turned at a Dave Bell seminar.



Paul Jackson, Cherry tables, linseed oil and lacquer finish



Dave Hudgel, unfinished red cedar



Dave Hudgel, black walnut burl, 17.5" dia.



Dave Bell, BE8 & Alupalite off-cuts, 15" dia. bowl



Carl Durnace, Norfolk pine



Carl Durnace Norfolk pine



Walnut, turner unidentified



Carl Durnace, Maple bowl, tung oil finish




June meeting

John Calver demonstrated his tool for piercing concentric rings for box inserts earlier in the year. For June he showed added functionality by using it for decorative rings on a platter as well. For those of you who are interested in this tool/jig please contact John by email at johnrcalver75@gmail.com or by phone.

Unfortunately the photos for this demo did not turn out so photos are very limited, my apologies.



John



Truing the platter



Cutting the rings into platter freehand spacing



June's Cube Challenge (A Member's turning challenge for June's meeting)

John Calver dreamed up the June cube challenge which had been approved for the June meeting

A reminder of the criteria:

- The turning must fit within a 6" cube (photo at right)
- There must be a minimum of two species of wood
- A minimum of different wood colors
- Part of the turned piece must be embellished (including painted, stained, dyed, bleached, but not limited to these techniques)
- You may also use alternate materials, texturing, carving, or piercing. This element is to be a feature of the turning and should not dominate the turning




Enjoy the results that follow!



Keith Harvey, 2nd open



Bernie Hrytzak, 1st Open



Close-up of Bernie's piercing



Dave Hudgel, 1st intermediate



Gary Miller, HM open



John Calver, 3rd, Open (Architectural piece)



Bruce Smith, 2nd novice



Joe Wallace, HM, Open (Winged bowl)



Open: John Calver 3rd, Gary Miller HM,
Keith Harvey 2nd, Bernie Hrytzak 1st,
Joe Wallace (absent) HM.



Intermediate: Al Tamman 2nd, Dave Hudgel 1st



Novice: Bruce Smith 2nd, Jeanne Corey 1st,

The wood show in Woodstock

The guild will participate in this year's Woodstock show.

We need volunteers for set-up, take-down, demo and talkers. Set-up is on Thursday evening, Oct 2. The show is the 3rd, 4th, and 5th of Oct. Takedown is on Sunday after the show closes. Please see Jackie Morningstar to sign-up.

In addition to volunteers we would ask you to bring along some turnings for the display table and a current turning (after September 2013) for the "People's Choice" competition sponsored by your guild.

Fall season starts with September 4th meeting.

Remember the 2 x 4 challenge (see details elsewhere in this newsletter) and to bring a "summer turned" item(s) for the Show & Tell table.

2013-2014 season scheduled meetings and other events. There may be changes as the year progresses. Your input is valued in the development of our program.

Date	Meeting or events	Shows/events/comments	
September 5, 2013	Monthly meeting	John Calver turns his winning treen challenge scoop. Bob Fenn will have tool sharpening station set up from 7:00 – 7:20	
October 4, 5, & 6	Wood Show	Woodstock wood show. <u>Please sign-up</u> if you plan to participate. We need set-up, take-down, and demonstrators. Space is limited, so we may have to limit demonstrators on any particular day.	
October 10	Monthly meeting (Note, 2 nd Thursday)	Note meeting date has been delayed a week due to activity and preparation for the Woodstock show. Note change Dave Bell will turn a Sierra pen	
November 7	Monthly meeting	Christmas themed Inside-out turning – decoration or other type by Paul Newton Gather up your surplus and unused tools and turning books for our annual tool sale.	
November 21	Woodturners' "Drop-In" Night	Bring your own wood, bring your tools to sharpen, practice and use. Free to members and ANYONE is welcome. Members only may turn, not guests.	
December 5	Monthly meeting	Christmas social and ornament exchange (bar will be open). President's challenge – lost wood process turning Photo night for a Guild photo-roster	
January 9, 2014	Monthly meeting	Please note change of date to 2nd Thursday due to Air Force Assoc. conflict. John Calver will turn a decorative pierced box insert Election night	
February 6	Monthly meeting	Threaded box by Doug Magrath (emphasis on threading) "Circle" challenge.	
March 6	Monthly meeting	Turn an egg demo by Bob Fenn	
April 3	Monthly meeting	A demo by Carl Durance – a "Top" box The "Egg" challenge	
April 5	Seminar	Michael Hosaluk – \$45 with lunch	
????	A Charity Event	Habitat for Humanity – information on date, theme, and "rules" will be published when received. June was the expected time frame for the event	
May 1	Monthly meeting	Bob Fenn will demo a 3 winged box turned from a cube	
June 5	Monthly meeting	Some options on what to do with 2 x 4s in anticipation of the 2 x 4 challenge A "Member's challenge". Pierced lid, with a precision evolution on an earlier project and jig and a platter that he will include a beaded edge	
Sept 4, 2014	Monthly meeting	A turning from a 2" x 4" x 8 ft construction grade spruce challenge. A bangle/bracelet and demo of his detail cutters and piercing jig by John Calver. Please bring a recent turning for the "Show and Tell"	
October 9	Monthly meeting	<u>Note date change</u> due to Wood Show. Ruby Cler will (tentatively) demo eccentric turning.	
November 6	Monthly meeting	Ornament demos (short/quick demos by Bob Fenn, Carl Durance and Joe Wallace)	
December 4	Monthly meeting	Christmas social and Christmas exchange of turned items	
January 8 th 2015	Monthly meeting	Note date change due to New Year holiday. Paul Newton will do a lidded box A "Box" Challenge	
February 5 th	Monthly meeting	A twisty box by Gary Miller	
	Program ideas and suggestions for guest turners. Member input is always welcomed by your committee	-Guest turners or seminars. -Design? What makes a "good" turning into an "outstanding" turning? -Metal spinning -A safety night (discussion/panel) -A twisty box	-A seed pod turning. -Shear scraping -Inlace -Basic drying of wet wood -Wine stoppers -Make a home drying cabinet

Note: Meetings start at 7:30, doors open at 7:00. The open period from 7:00 and 7:30 is a great time to discuss problems or successes at the "Show and Tell" table and converse with other members. Raffle tickets and the library, are available between 7:00 and 7:30 and the break period.

Please wear your name tags so fellow members will begin to match more names to faces.



Items wanted and for sale

Ads are free for members and run until you sell your item or withdraw your advert. To run an ad or to remove one, call or email Bob at 519-457-6555 or 66.bobhewson@rogers.com. Members can support other members by **buying: good deals and at good prices!**

Please note: The Guild provides a means of connecting buyer and sellers through these ads. It is up to the buyer to ensure the item offered is as stated and the two parties should agree between them as to warranty/guarantee.

We print on a non-date-specific schedule, generally every two months. Our newsletter can be found on the internet at <http://www.thamesvalleywoodturners.com/> for viewing in glorious **colour**.

Custom work:

I Have a vertical mill & metal lathe to make different turning tools (cutters, sharpening jigs, supports etc.) you name it, similar to the Hunter Tool for hollowing in two different sizes 1/4" & 3/8" round, also a square end cutter (all carbide cutters).

-If you want a curve put in rod it can be done too. You will have to make a drawing if you want a bend put in the rod. Price: \$50 straight, \$70 bent or curved.

-Aluminum handles to accept the tool is also available (you choose the size).

-See my sharpening jigs at the next guild meeting or call me.

-**New item** Custom vacuum chuck \$95

-For any custom work, please see me.

Call: Al Johnston at 519-679-8718

For sale: I make and sell cutters for the Stewart system and or boring bars. They are made of hi-speed steel. Available in three sizes, prices are \$15, \$20, & \$25.

Call Mario Moran at 519-336-0550, or see him at the Guild meeting or email mario.ada@sympatico.ca