



Thames Valley Woodturner

A publication of the Thames Valley Woodturners Guild
A chapter of the AAW



Volume 12.1 January/February 2010

Turning events, Wood shows, and competitions in our region and farther afield

March 27, 28 Totally Turning Showcase at Saratoga Springs, New York. Many world class turners, check for all details and list of turners at <http://www.totallyturning.com/>

April 25, 2010 Curt Theobald will be our guest turner for an all day seminar. See Bob to buy tickets* or reserve a seat

May 8, 2010 Bonnie Klein will be our guest turner for an all day seminar. See Bob to buy tickets* or reserve a seat

July 23 – 25, 2010

Saskatoon Twenty Ten, SIAST Kelsey Campus. Further info contact Mel Genge (306) 653-2297 or mgg@shaw.ca

Contents

Additions to library	P1
Internet sites of interest	P1
New members	P1
In memoriam	P1
Treasury	P2
Visiting turners	P2
Ongoing call for volunteers	P2
Updated mentor's list	P3
Woodturning championship at the London Wood Show	P3-5
Woodshow activities	P6
January meeting	P7
February meeting	P7
Show & Tell – February	P8
Calendar	P10
For sale & wanted	P11

**Special rates for attendees at both demos. One seminar \$40, both for \$65*

For a Guild info/policy sheet, call or email Bob Hewson 66.bobhewson@rogers.com or refer to our web site at: <http://www.thamesvalleywoodturners.com/>



Additions to the library

New books:

DVDs:

If you see a good DVD or book title that you feel would be an advantage to the guild, please let John Calver know.

A reminder: Please return your DVDs or videos ASAP so other may rent them as well.



Interesting new or updated Internet sites

When checking out newsgroups/forums there are three main areas to browse, the messages, the photo albums and the files. Messages are the day to day messages and threads which can be searched from the home page or the search box at the top of most message screens. The photo albums are like our monthly "Show & Tell" where members can post picture of their work. Files are usually "how to" files on a topic, project or technique prepared by the groups participants.

Google, Yahoo and MSN host newsgroups that cover virtually any topic you can imagine.

If reading this issue on the web, click on the highlighted address and you will be taken directly to the site.

- Kurt Theobald's website <http://www.curttheobald.com/>
- Bonnie Klein's website <http://www.bonnieklein.com/>
- Safety device for a table saw. You have to see it on YouTube to believe it: <http://www.youtube.com/watch?v=E3mzhvMqrLE>



Please use the internet and our site as a resource.

Our website has our recent newsletters, a list of Preferred Suppliers, the Mentor list, and our Guild policy page plus a number of interesting links. We will keep the web site as our most current communication device (if you do not have internet access please let me know and printed copy can be made available to you Ed).

Our web site is <http://www.thamesvalleywoodturners.com/>



In Memoriam

**Sadly, we note the untimely passing of Chuck Titus.
He will be missed by the membership**



New Members

Welcome to our newest members Ted Hayward and Brad Smorhay.

We welcome guests who often become our newest members. If you know a turner that might be interested in our guild, please bring them along.

If you see one of our new members as well as anyone wearing a 'Visitor' tag please say "Hi" and make them welcome.



Treasury and Dues

We have \$3400 with some costs still due relative to the AI Stirt demo.

Dues and advances for the Klein & Theobald seminars are included in this amount.

Our new account has been opened by our new treasurer Bob Fenn and cheques for guild dues etc. can now be made out to **Thames Valley Woodturners Guild** and delivered to Bob Hewson at a regular meeting or mailed to him at 22 – 99 Edgevalley Rd., London, Ont., N5Y 5N1.

If your dues are not paid we ask that you don't continue be in default with your 2010 dues. Any members who have not paid their dues may be removed from the roster



Visiting turners

For the interest of members we are listing future seminars and visiting turners at neighboring Guilds as we learn of them:

These are the demonstrators that WGO, GHWG, TVWG and other area Guilds have either scheduled or are making arrangements for. The Guilds have generally said that members of other clubs are welcome to attend, space permitting. If you wish to attend make your wishes known as early as possible. Please let Gary Miller know for out-of-town sessions. He will verify that there is space and confirm the fees.

Carpooling may be arranged if there is sufficient interest, co-ordinate with Gary Miller. For sessions held in London see Bob Hewson to sign-up and or buy your ticket(s).

Guest turner	Date	Sponsor	Fee	Contact	Comments
Curt Theobald	Sunday, April 25, 2010	TVWTG London	\$40 or combined with Bonnie, both for \$65	Gary Miller	Confirmed. Lunch is included
Bonnie Klein	Saturday, May 8, 2010	TVWTG London	\$40 or combined with Curt, both for \$65\$	Gary Miller	Confirmed. Lunch is included
Cindy Drozda	Mar 26 2011	TVWTG London	\$40 est.	Gary Miller	Tentative – Boxes and finials
Jimmy Clewes	Oct 16, 2011	TVWTG London	\$40 est.	Gary Miller	Tentative - Everything
Andre Martell	Jan 2011	TVWTG London	\$40 est.	Gary Miller	Tentative – Hook tool developer



An ongoing call for volunteers

Your guild is growing; our members' skill-sets are growing too. Not so our mentor list, it has been stagnant for several years; we could use some new mentors, volunteers who would like to share their skills with other members. To be a mentor you need only offer your skills to other members and you do need to be a member of the AAW to be covered by the AAW's insurance thus protecting you, your students and your Guild.

To all of our membership and in particular new members may we remind you that our mentors have skills they are willing to share, it is up to you to tie-up with a mentor and make arrangements to move your skill set up a notch.

The same call for volunteers is being made for demonstrators. If you have a specialty or a particular turning skill, will you consider sharing it with the guild members? Please see any of the executive to offer your skills by way of a demo. Membership in the AAW is required for demonstrators, if you are not a member your membership will be paid by the Guild as an honourarium.

The month to month operation of the guild requires direction. Your current executive has been in place for a number of years, not necessarily by desire, but rather by need. All members of the executive will gladly step aside for those members wanting to serve.

- We currently have an opening for a "training program" coordinator to co-ordinate the Training 100 series as well as a member of the program committee.



The Winners of the competition



*Bernie Hrytzak: 1st in Open class, division,
And Best of show*



Doug Magrath: Open



Al Johnson: Novice



Jim Bush: Novice



Leo VanDer Loo: Open



Nick Braunch: Novice



Al Johnson: Novice



Don Arthur: Novice



Doug Magrath: Open



Leo VanDer Loo: Open



Henry Verbene: Novice



Al Magrath: Open



Gary Miller: Open



Gary Miller: Open



Gary Miller: Open



Al Johnson: Novice



*Eric Deckert: 1st in class, 1st in Division,
this is of course a carving entry*



Judging deliberations

The WILDLIFE & CARVING, ARTISTRY IN WOOD, WOOD TURNING CHAMPIONSHIP at the London Wood Show

We had a good turnout of entries for the competition as well as some wonderful work on display at our booth.

Our judges Marilyn Campbell, Bob Rolling, and George Wickham were impressed by the quality of the turnings which they called an “**Outstanding collection of pieces!**” We are particularly happy for Bernie who won Best of Class for his segmented horn, PLUS Best of Turning Division, **PLUS Best of Show!** Best of show was particularly sweet as all the divisional winners were judged by the carving judges for Best of Show

A special thanks to all of you who put in the heavy lifting for the setup and takedown, those who demonstrated, and those who talked to the public.

From the comments we have heard we did ourselves proud.

Your executive would like to hear any member suggestions for next year, particularly for changes in the rules for the turning competition (i.e. Categories, classes, and prizes).



Bruce shows the crowd how to turn



A quiet moment, but still lots of interest in our demos



Mario was turning, turning, turning and more turning



Brian fascinated the crowd with his “ego” sticks



Gary points out a detail to an interested bystander.



Eric works on a bowl before a crowd of hundreds



Tom works on a small box



The judging is underway by Marilyn Campbell, Bob Rollings and George Wickham



A very pleased Bernie. Best of Show, Best of Division, 1st in class for his segmented horn

January Meeting

Demo of the Beall Pen Wizard by Bob Hewson

The pen wizard is a mechanical device used to decorate and enhance turned pens and other small kits. The tool is made of plastic parts, gears, screw drives, and a rocking device. The tool is powered by a rotary tool such as a Dremel, a RTX, or a Foredom.

The cutting is accomplished with small carbide cutters.

Some of the ring basic operations this tool will do are spirals both slow and fast, forward or reversed, flat sided spiral, straight sides, and wave patterns both slow and fast in which frequency and amplitude can be controlled. The depth of cut can be adjusted to give a trace pattern or a deep cut which may be filled with epoxy/glitter or a coloring agent (C/A adhesive may be substituted for the epoxy).

There was long learning curve to be able to use this machine as the instructional material was minimal. A number of practice pieces have been done and the deeper understanding of the machine was achieved.

The number of pens, perfume pens, needle holders, and to all holders have been decorated.

I have recently obtained a couple of specialized cutting tips to do rope twist and fine line engraving.


The tool is only available on direct order from Beall Tools. It is priced at \$319 plus \$150 approximate for a set of 10 cutters. To this you need to add exchange, PST, GST, and shipping.

Although I've had this tool for some months now I am still exploring its possibilities. I'm sure there are a lot of other applications that it can be used for.

A series of photos follows covering both the machine and some of the work that is capable of.



Pen Wizard with Dremel rotary tool ready for a pen blank (a Foredom can also be used)




Gear train. Large gears drive blank. Smaller gears also allow direction reversal




Marked dividing head has 24 divisions. Paper template is a home-made add-on to simplify indexing



Guilloche (wavy pattern) attachment and its component pieces



A pen blank being treated – 6 repeats of a "slow spiral"



Completed pattern 2-way spiral with a pewter inlay and gold inlay bands on ends After re-turning.



February meeting

A demonstration of the layout and creation of a single barley twist by Bruce Gordon

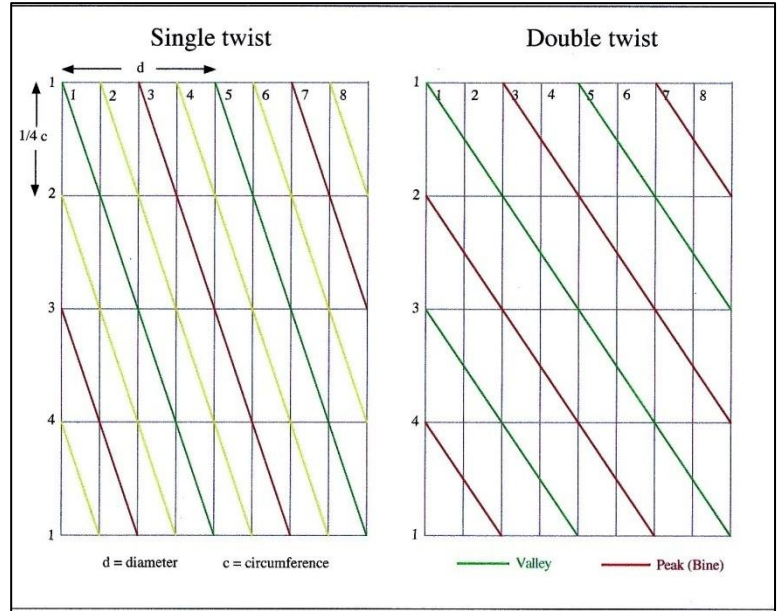
The creation of the barley twist uses the lathe to round the initial piece and then is used as a holding device while the pattern details are drawn on the blank and then as a rotating holding device as the barley twist is cut using a saw, micro planes, and finishing up with sandpaper.



The pattern is laid out following the layout on the chart. The spindle is marked off in quarters around the circumference and 8 divisions along the length (the divisions are made by dividing the length in half – equating to 1 diameter or 1.2 diameters, then into quarters, then eighths). The pattern is then laid out on the blank using a. This line will forward the valley of the barley twist. The next line that is applied is the yellow line, this will be the shoulder. The third will be a red line which represents the peak of the twist (also known as the).

Having laid out the pattern I make step is to begin cutting. A sharp detail saw is used to cut a long the green line pen to a depth of approximately $\frac{3}{8}$ inch. Once the cut has been made it can now be shaped using micro planes to deepen the valley. Care must be taken not to extend beyond the yellow lines. Slowly the shape appears. Careful use of the micro plane allows you to shape the profile. Once the profile is acceptable begin to finish with sandpaper. The layout chart shows the pattern for both a single twist handed double twist.

The following photos will give you a better understanding of how this operation is carried out.




Bruce show us the shape he will construct



1st step is the layout line around circumference



Next the diagonals are applied, red for the peaks, green the valleys




Once laid out, the valley cuts are made using a small saw, cutting $\sim\frac{3}{8}$ " deep, following the green line



Using a file or "V"-micro-plane, and following the saw cuts, the valleys are cut



Switching to a curved micro-plane the valleys are shaped to a curve at the proper depth



The shape is refined to shape the curve from valley to peak. After basic shaping sanding completes the job



Bruce shows another shape that can be made using this technique on a vessel

Show and tell February



2009-2010 season scheduled meetings and other events.

Date	Meeting or events	Shows/events/comments
September 10	Fall season begins	Segmented turning by Jack Wallace of the WGO. "How to" info!
September 27	Advance Box turning 203 (9:00 – 4:00)	To sign-up, see Scott
October 1	Monthly meeting	Al Johnston will demonstrate his Elliptical Chuck
October 3	Visiting turner - 9:00 – 4:00	Al Stirt - Full-Day Demonstration, tickets \$40.
November 5	Monthly meeting	Brian McNaughton will demonstrate "the Skew, friend or foe"
December 3	Monthly meeting	Gary Miller will demonstrate how to turn a Cabriole leg Show and tell, please bring in a turning to show we would love to see what you are doing these days (evenings). Christmas themed "Show and Tell"
January 7	Monthly meeting	Bob Hewson will demonstrate the Beall pen wizard
February 4	Monthly meeting	Bruce Gordon will demonstrate how to do the barley twist
February 12 – 14	London Wood Show with a joint Wood Carvers and TVWTG guilds competition	There is ~\$500 in prize money contributed by your Guild. Judging will be by a 3 judge panel with Open and Novice categories and faceplate and spindle turning classes. See added detail within the newsletter
March 4	Monthly meeting	Bernie Hrytzak will demonstrate the turning technique of stave construction turning
March 21	Turning 101	Spindle - a repeat program aimed at new recruits from the woodshow as well as current members.
April 1	Monthly meeting	John Calver will demonstrate Polyester casting for use in turning beautiful bottle stoppers.
April 25	Visiting turner	Curt Theobald – full day demonstration. Curt's field is segmentation.
May 6	Monthly meeting	A split or offset turning with Eric Deckert
May 8	Visiting turner	Bonnie Klein – full day demonstration.
June 3	Monthly meeting	Duelling rose engines brought to you by John and Gary.
June 18 - 20	AAW Symposium	AAW symposium, which will be in Hartford, Connecticut, USA
July/August	Summer break	Summer break.
September 9	Return from summer hiatus	Turning of lace bobbins by Richard Pickul - Tentative <u>Note, this is the 2nd</u> Thursday, moved from Sept 2 nd due to adjacent long weekend
Fall	Turning 102	Faceplate - a repeat program aimed at new recruits from the woodshow as well as current members.
October 7	Monthly meeting	
	Topics in the discussion stages, not yet formalized as to date or content. Program Ideas and suggestions for guest turners are always welcomed by your committee	<ul style="list-style-type: none"> -Hand thread-chasing. -Guest turners or seminars. -Design? What makes a "good" turning into an "outstanding" turning? -Metal spinning -A safety night (discussion/panel) -A "show and sell" table of turnings", and a "show and trade" table for your turnings. -Future challenge ideas: a pair of "something", a seed pod turning. -Shear scraping -Pendants -Eccentric spindle turnings -Turning a bowl from a board
		<ul style="list-style-type: none"> -Turning a ring -Inlace -Bird houses -Finishing the "foot" -Basic drying of wet wood -Wine stoppers -Sharing of advanced techniques turning 201 -Finishing -Make a home drying cabinet -Turning a bracelet for your significant other. We are looking for demonstrators of different techniques -Vendor – MinWax

Note, meetings start at 7:30, doors open at 7:00. Raffle tickets, the library, and the Round table critique will be available between 7:00 and 7:30.

We have booked several guest turners and while firm at this time their schedules could result in changes. We will keep the members informed of changes if they happen.





Items both wanted and for sale

Ads are free for members and run until you sell your item or withdraw your advert. Members can support other members by **buying: good deals and good prices!**

Please note. The Guild provides a means of connecting buyer and sellers through these ads. It is up to the buyer to ensure the item offered is as stated and the two parties should agree between them as to warranty or guarantee for the item.

To run a new ad in our newsletter or to remove a sold item, call Bob at 519-457-6555 or email him at 66.bobhewson@rogers.com. We welcome small business card type advertisements at a rate of \$30 per year. We print 6-7 issues per year on a non-date-specific schedule. We upload our newsletter to the internet at <http://www.thamesvalleywoodturners.com/> for viewing in glorious **colour**.

PHILLMORE ENTERPRISES
(LUMBER DIVISION)

CEDAR PINE WALNUT
RED OAK ASH BIRCH MAPLE
CHERRY
AND MANY OTHER SPECIES

GOOD QUALITY LUMBER AT REASONABLE PRICES

1092 SARNIA ROAD
LONDON, ONTARIO
N6H 5K1

ROY PHILLIPS
BUS: 471-3707

For Sale

Rockwell Variable speed wood lathe
An old wood lathe
24" scroll saw
10" table saw
8" jointer (General)

For information call Murray at 519-225-2854

Custom work:

I Have a vertical mill & metal lathe to make different turning tools (cutters, sharpening jigs, supports etc.) you name it, similar to the Hunter Tool for hollowing in two different sizes 1/4" & 3/8" round, also a square end cutter (all carbide cutters).
-If you want a curve put in rod it can be done too. You will have to make a drawing if you want a bend put in the rod.
Price: \$50 straight, \$70 bent or curved.
-Aluminum handles to accept the tool is also available (you choose the size).
-See my sharpening jigs at the next guild meeting or call.
-**New** Custom vacuum chuck \$95
-Any custom work, please see me.
Call: Al Johnston at 519-679-8718
592 Mapledale Ave. London

For sale: I make and sell cutters for the Stewart system and or boring bars. They are made of hi-speed steel. Available in three sizes, prices are \$15, \$20, & \$25.

Call Mario Moran at 519-336-0550, or see him at the Guild meeting or mario.ada@sympatico.ca

For Sale CA Glue and Log Sealer for Wood Turners

EM-02 VERY THIN, INSTANT CURE, Able to penetrate between parts, very thin viscosity, allows up to .002" gap fill capability

EM-40 MED-THIN, FAST CURE, General purpose, thin viscosity, allows up to .004" gap fill capability

EM-150 MEDIUM, MEDIUM CURE, Broad use adhesive, medium-thick viscosity, allows up to .006" gap fill capability

EM-600 MEDIUM THICK, MEDIUM CURE, Heavy duty adhesive, medium thick viscosity, allows up to .008" gap fill capability

EM-2000 THICK FILLER, SLOW CURE, Allows maximum time for positioning fixtures. Use to bond fibrous and porous materials. Flowable thick viscosity, allows up to .010" - .020" gap fill capability, excellent for filling large open cracks, gaps and holes. Used as a general manufacturing and repairing tough and uneven materials.

All are available in 2 1/4 oz. bottles bottle which includes 5 detachable long nozzles and an extra top with spout and cap.*

Price: \$15.00 (taxes included)

(EM2000 does not include the 5 detachable long nozzles because it is too thick for the nozzles)

Additional long nozzles are priced at 5/\$0.25.

ACTIVATOR Instantly cures adhesives. Contains no CFC's. Mist Pump Sprayer

Price: \$10.00 (taxes included) 2 oz. bottle

DE-BONDER Required to un-glue items (example: fingers accidentally glued together)

Price: \$10.00 (taxes included) 2oz. bottle

This is the most superior CA Glue on the market. Manufactured by the company that invented CA Glue over 30 years ago

LOG SEALER FOR TURNERS I have an inventory in 4 liter jugs of log end sealer on hand.

Price: \$25 which includes the sales tax.

Please call: prior to the club meeting. That way I can bring your order to the meeting and save on any shipping costs.

Call: Fred Rodger 519-858-2558 or email at frederick.rodger@sympatico.ca (Fred will bring it to the meeting for you)

For Sale

Jet Mini-lathe (Model JML-1014)

Excellent condition

Tail and headstock raised 2"

\$300

Call Pete at 519-661-7525

CANADIAN ROSEENGINE INNOVATIONS



Let us build you an extremely accurate and dependable rose engine:

8" radius turning capacity.

Headstock, X and Y axis movements slide on Delrin linear slides

Micro adjustment possible using Taig cross slides on rosette tower, timed belt and pulley adjustment and X-Y axis movements.

Headstock powered by a 1rpm geared motor using geared pulleys and belt.

Universal cutting frame powered by a Sherline motor and speed controller

Cutter frame uses 60 degree carbide cutters.

Magnetic hold down for cutting frame tower allows for infinite positioning of cutter frame

Headstock has pumping and rocking capabilities.


Work can be phased by an indexing system which allows 1 degree indexing

Contact John Calver at (519) 455-6998 or jrcalver@rogers.com for complete details, more pictures and pricing.

For sale:

I am offering for sale the following items

a) An Eccentric chuck
for smaller lathes




b) Articulated arm boring bar, custom built to your specifications.



c) Eccentric counter balanced chucks



Custom built accessories.



Contact John Calver at (519) 455-6998 or jrcalver@rogers.com for full details, price and specs.