



Thames Valley Woodturner

A publication of the Thames Valley Woodturners Guild

A chapter of the AAW



Volume 11.6 November/December 2009

Turning events, Wood shows, and competitions in our region and farther afield

Feb 12 – 14 London woodshow with a woodcarving and wood turning competition open to all. Entry forms are available on our web site or contact Bob Hewson at 66.bobhewson@rogers.com. Additional detail in the newsletter too

March 27, 28 Totally Turning Showcase at Saratoga Springs, New York. Many world class turners, check for all details and list of turners at <http://www.totallyturning.com/>

April 25, 2010 Curt Theobald will be our guest turner for an all day seminar. See Bob to buy tickets* or reserve a seat

May 8, 2010 Bonnie Klein will be our guest turner for an all day seminar. See Bob to buy tickets* or reserve a seat

Contents

Additions to library	P1
Internet sites of interest	P1
New members	P1
Treasury	P2
2010 Dues	P2
Explanation of AAW/Guild insurance	P2
A strange thing	P2
Visiting turners	P2
Draw for memento of Binh's visit	P3
Ongoing call for volunteers	P3
Updated mentor's list	P3
Woodturning championship at the London Wood Show	P4
Election results	P4
Show & Tell – November/Dec	P5
November meeting (skew)	P7
December meeting (cabriole)	P7
Calendar	P10
For sale & wanted	P11

*Special rates for attendees at both demos

For a Guild info/policy sheet, call or email

Bob Hewson 66.bobhewson@rogers.com or refer to our web site at:

<http://www.thamesvalleywoodturners.com/>

Additions to the library

New books: The Art of Doug Fisher

DVDs: Tibbets DVD vol 3 on segmented turning

If you see a good DVD or book title that you feel would be an advantage to the guild, please let John Calver know.

A reminder: Please return your DVDs or videos ASAP so other may rent them as well.

Interesting new or updated Internet sites

When checking out newsgroups/forums there are three main areas to browse, the messages, the photo albums and the files. Messages are the day to day messages and threads which can be searched from the home page or the search box at the top of most message screens. The photo albums are like our monthly "Show & Tell" where members can post picture of their work. Files are usually "how to" files on a topic, project or technique prepared by the groups participants.

Google, Yahoo and MSN host newsgroups that cover virtually any topic you can imagine.

If reading this issue on the web, click on the highlighted address and you will be taken directly to the site.

- Kurt Theobald's website <http://www.curttheobald.com/>
- Bonnie Klein's website <http://www.bonnieklein.com/>
- If you have an interest in segmented work there is an AAW chapter now that is for segmented turners (and others too), check it out for some great gallery photos at <http://segmentedwoodturners.org/>
- Here is an interesting gallery site of woodturners <http://www.woodturningcenter.org/gallery2.html>
- This is an Australian site for a dye company. There is info on preparation and use of their dye on wood <http://www.ubeaut.com.au/dye.html>
- A goal for any pen-makers <http://www.designboom.com/weblog/cat/8/view/4570/luxury-pens.html>

Please use the internet and our site as a resource.

Our website has our recent newsletters, a list of Preferred Suppliers, the Mentor list, and our Guild policy page plus a number of interesting links. We will keep the web site as our most current communication device (if you do not have internet access please let me know and printed copy can be made available to you Ed).

Our web site is <http://www.thamesvalleywoodturners.com/>

New Members

Welcome to our newest members Bob Larsh and Don Pettit

We welcome guests who often become our newest members. If you know a turner that might be interested in our guild, please bring them along.

If you see one of our new members as well as anyone wearing a 'Visitor' tag please say "Hi" and make them welcome.

Treasury and Dues

We have \$3900 with some costs still due relative to the AI Stirt demo. Dues and advances are included in this amount.



Annual dues

2010 dues in the amount of \$35 are now overdue. Any members who have not paid may see Bob Hewson during the January meeting. Cheques may be used, please make them out to John Calver (we have not completed the banking arrangements to transfer to Bob Fenn our new treasurer). Cheques may be mailed to Bob Hewson, 22 – 99 Edgevalley Rd, London, N5Y 5N1.



Insurance

The following was received from the AAW and explains our insurance policy coverage. Reading between the lines you can see why we require our demonstrators at our meetings seminars, and at wood shows to be AAW members.

“The AAW chapters include sixteen with 100% AAW membership. The other chapters allow “limited” memberships (chapter only). For a club to be qualified to be an AAW sanctioned chapter with the AAW furnishing the liability insurance for the chapter, all officers and directors of that chapter must be AAW members. Only AAW members will be insured under this policy for claims that may be brought against them for bodily injuries that they may have caused to another person while performing a chapter sanctioned activity. Chapter members that are not AAW members who participate in chapter sanctioned activities are not insured for claims that may be brought against them.”

This has been further clarified and simplified by the following written by John Hill - Chairman AAW Insurance Advisory Committee.

“There always seem to be many questions about the bodily injury liability insurance that the AAW furnishes FREE to all of its members and to its chapters. This is a huge reason (among many others) to recommend that your chapter members join the AAW.

To summarize, all AAW members, all AAW chapters, and the AAW are insured against any bodily injury claims that may be brought against them for bodily injuries that they may have caused to another person while the AAW member, chapter, or AAW was performing an AAW or AAW chapter sanctioned activity.

If a non-AAW member is found to have caused a bodily injury to another person, our AAW furnished insurance does not protect them from such a claim.”

An interesting point is that there has not been a claim against the policy.



A strange thing happened on the way to the printer

Last night at the meeting I noticed a printed newsletter had scrambled photos. I checked the web site and found that copy was scrambled too. I checked my original and it was OK then realized what happened.

My original was processed using Microsoft's Word 2007format and I gave our webmaster a copy converted to Word 2003.

Word 2003 doesn't have all the features of Word 2007 so something gets lost in translation (like locating photos and captions).

Microsoft has a new “Word 2007 viewer” that should eliminate the problem of those without Word 2007 being unable to read a Word 2007 document this viewer's download link is posted to the website, so please download it for future use if you do not have Word 2007. In the interim we have uploaded both an unscrambled copy of the Word 2007 format to the website.



Visiting turners

For the interest of members we are listing future seminars and visiting turners at neighboring Guilds as we learn of them:

These are the demonstrators that WGO, GHWG, TVWG and other area Guilds have either scheduled or are making arrangements for. The Guilds have generally said that members of other clubs are welcome to attend, space permitting. If you wish to attend make your wishes known as early as possible. Please let Gary Miller know for out-of-town sessions. He will verify that there is space and confirm the fees.

Carpooling may be arranged if there is sufficient interest, co-ordinate with Gary Miller. For sessions held in London see Bob Hewson to sign-up and or buy your ticket(s).

Guest turner	Date	Sponsor	Fee	Contact	Comments
Curt Theobald	Sunday, April 25, 2010	TVWTG London	\$40 or combined with Bonnie, both for \$65	Gary Miller	Confirmed. Lunch is included
Bonnie Klein	Saturday, May	TVWTG	\$40 or	Gary Miller	Confirmed. Lunch is included



	8, 2010	London	combined with Curt, both for \$65\$		
Cindy Drozda	Mar 26 2011	TVWTG London	\$40 est.	Gary Miller	Tentative – Boxes and finials
Jimmy Clewes	Oct 16, 2011	TVWTG London	\$40 est.	Gary Miller	Tentative - Everything
Andre Martell	Jan 2011	TVWTG London	\$40 est.	Gary Miller	Tentative – Hook tool developer



A beautiful memento of Binh Pho's Demonstration

During Binh's seminar in June he created a flat art demonstration piece using the graphics, air brush and piercing techniques that he uses in his turned vessels. He has completed, signed and returned it to the Guild where a raffle was held.

The winner was: Bill Gough, congratulations on winning a truly memorable memento of Binh's visit to our Guild.



An ongoing call for volunteers

Your guild is growing; we recently passed the 99 member mark, on our way to 100.

Our members' skill-sets are growing too. Not so our mentor list, it has been stagnant for several years; we could use some new mentors, volunteers who would like to share their skills with other members. To be a mentor you need only offer your skills to other members and be a member of the AAW too (this is required to validate our insurance coverage).

The same call for volunteers is being made for demonstrators. If you have a specialty or a particular turning skill, will you consider sharing it with the guild members? Please see any of the executive to offer your skills by way of a demo. Membership in the AAW is required for demonstrators, if you are not a member your membership will be paid by the Guild as an honourarium.

The month to month operation of the guild requires direction. Your current executive has been in place for a number of years, not necessarily by desire, but rather by need. All members of the executive will gladly step aside for those members wanting to serve.

We currently have an opening for a "training program" co-ordinator to co-ordinate the Training 100 series as well as a member of the program committee.



Join the "Wise Owl" group of Guild mentors

To all of our membership and in particular new members may we remind you that our mentors have skills they are willing to share, it is up to you to tie-up with one and make arrangements to move your skill set up a notch.

The Guild is also looking for members who will volunteer their skills to teach and enhance the skills of other members. To add your name to the mentoring list and wear the "wise owl" on your name-tag please contact one of the Guild executive to have your name included.

You need not be a totally rounded turner to be a mentor, a particular skill you are able to teach is great too (mentors are not prohibited from getting help in a particular area as well), but you do need to be a member of the AAW to be covered by the AAW's insurance thus protecting you, your students and your Guild.



Look for the wise owl on member's nametags to identify mentor volunteers. If you need help or advice please feel free to contact any of the members listed below. They have kindly offered their skills through our mentor program.

Again, to offer your skills to your fellow members, through the program, please contact any of the executive to have your name added to the list.

Members are once again reminded of this Mentoring feature included in their membership. It's up to you to make arrangements with a mentor for a little "one on one".



Mentor	Topic	Address	Phone
Bob Fenn	Any topic	49 Susan Ave., London	519-455-7436
Bob Hewson	Pen & kit turning	22 – 99 Edgevalley Rd, London	519-457-6555
John Calver	Any topic	59 Glenburnie Cr., London	519-455-6998
Mario Moran	Any topic	316 Indian Rd. S., Sarnia	519-336-0550
Doreen Bowden	Any topic	8476 Century Dr., Mount Brydges	519-264-2361

Rev12/09



The **WILDLIFE & CARVING, ARTISTRY IN WOOD, WOOD TURNING CHAMPIONSHIP** at the 2010 London Wood Show

Our participation in the London Wood Show is finalized now with the London Woodcarvers Guild and entry forms are available on our website as well as a copy is attached.

This collaboration to join with the Wood Carvers Guild competition has been several years in the making and really stems from our early days at the London Wood Show where we had a judged competition open to all turners. After a couple of years the added expense of and difficulty in obtaining qualified judges we embarked on the "Peoples Choice" route of judging entries. This worked for several years but there was always a groundswell from the members who felt their turnings should be judged by competent judges with a knowledge of turning and of the creative process.

This awakened the interest in approaching the Wood Carvers Guild for a joint judged competition giving more exposure and recognition to our work.

We have succeeded in a marriage and for the 1st year the following details are listed.

- 1) The venue is the London Wood Show on February 12 – 14, 2010
- 2) We will be showing and the judging will occur in the area where the wood carvings have been displayed, there will be a separate section for competing turnings.
- 3) There will be two classes of turners this year, Novice and Open. There will be two turning categories, faceplate and spindle.
- 4) There will be a cash prize panel specifically for turners (sponsored by your Guild). \$75, \$50, and \$25 for 1st, 2^{ns}, and 3rd. There is no cash award for Honourable mention.
- 5) Ribbons and rosettes will be provided.
- 6) There is an entry fee, \$8 for 1st entry and \$4 each additional entry (no limit).
- 7) Turnings must have been completed in the 12 months prior to the competition and must be made primarily of wood
- 8) Judging will be carried out by a panel of three judges, two of which will be recognized turners.
- 9) Competition is open to all woodturners (we hope to see a good turnout of TVWTGuild members) including other guilds and non-guild turners.
- 10) Turnings participate in "Best of Show". This category will include turnings and "non-bird/animals carvings" (who have a separate "Best of show").
- 11) Turnings must be presented for registration Thursday, February 11th, 7:00 pm – 9:00 pm; Friday, February 12th, 11:00 am – 6:00 pm; and Saturday, February 13th, 8:00 am – 9:30 am. JUDGING OF ALL ENTRIES BEGINS Saturday, February 13th, 10:00 am SHARP!
- 12) Turnings will not be available for pickup until Sunday at 5:00PM. If you cannot be there for pickup please make arrangements with a guild member to pick up your turning.

While we hope all members will enter the competition, we will also require turnings (old or new) to display at our Guild booth (this exhibit will not be judged, but its purpose is to expose the public to the body of work being carried out by our Guild members.

If the competition goes as well as we expect we may expand next year with an intermediate class and an "artistic" category. Input will be sought from the membership after this season's show.



Election results

Nominations were opened and only one nomination was forthcoming, Bob Fenn was nominated as Treasurer due to John Calver's resignation of the position. Bob was elected by a show of hands.

Since were no nominations for other executive positions the serving executive agreed to stay on another term. This was accepted by the membership by a show of hands.

Your executive for 2010 is as follows:

President: Scott Beverley



Treasured: Bob Fenn
Secretary/Editor: Bob Hewson
Program/Webmaster: Eric Deckert
Program committee members: The executive plus Gary Miller and John Calver
We have room for one more program committee members, see Scott if interested.



Show and tell November

We made a change to the "Show and Tell" feature at our meetings by reverting to our previous format.

"Show and Tell" is meant to be a showcase of works and assistance to all members. Bring in your work, work in progress, work you want to brag a little about or a project that you need some help with. New ideas and techniques are always welcome at "Show and tell". As time permits you can present your work to the group (or not) for comments and questions.



Show and tell December



November Meeting

Brian McNaughton was our demonstrator for November and continued his quest to make us all believers in the skew as he demonstrated its versatility turning a garden dibbler, a table leg with pommels, and an “ego” stick.

Brian used the skew for all the operations, roughing, smoothing, outside curves, grooves, and even a modified skew for cutting rings.

The so called “Ego” sticks are practice turnings using multiple techniques to develop and improve your techniques. I think we all agree that the skew is versatile, but as Brian has repeated to us many times. The skew is not to be feared, but embraced through practice and experience. Take some time to practice and learn to use it; the skew will serve you well.



Dibbler



A table leg



“Ego” practice stick



December meeting

Election night.

See results elsewhere within the newsletter

Gary Miller demonstrated the “how-to” turn a Cabriole leg and removed much of the mystery of the Cabriole leg.



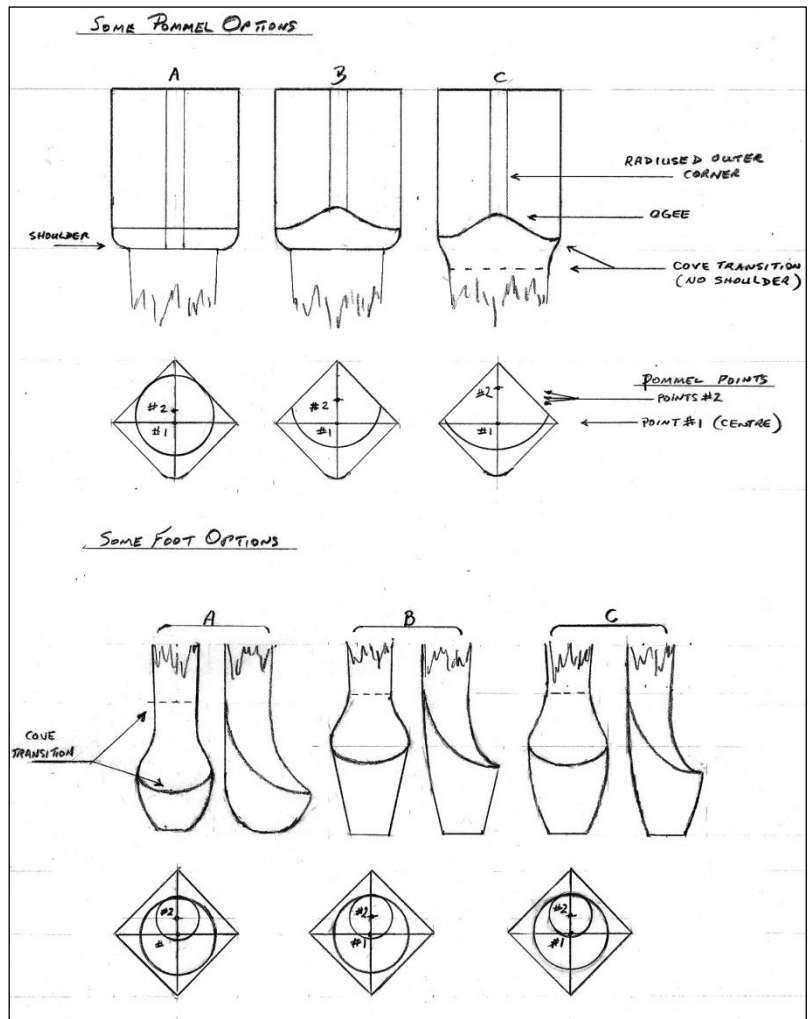
Cabriole Leg Instructions






Note: It is assumed that the leg blanks will have been cut perfectly square and planed or sanded to a flawless surface and any mortises will have been cut before turning proceeds.

1. Look at the grain and mark which end will be the pommel and which the foot
2. Mark the outer corner top and bottom.
3. Mark the shoulder and ankle locations (see diagrams) on all sides of the blank.
4. Draw diagonal lines from corner to corner, both top and bottom.
5. Make an indentation with an awl at the intersection points top and bottom (mark them as points #1).
6. Depending on the style of the pommel determine the offset point and mark it with an awl along the diagonal line opposite the outer corner (see diagrams). Do the same for the foot (mark them as points #2).
7. Mount the blank between centres on points #1 (being right handed, I mount the foot at the headstock end).
8. With a parting tool cut a groove to the required diameter at the top of the foot and turn the foot ONLY to a cylinder.
9. Remount the blank at points #2. If the pommel is going to have a shoulder, part a groove to the required diameter at the shoulder line.
10. If the pommel has NO shoulder, turn a transitional cove from the pommel to the top of the taper with a SHARP 3/8" gouge. Start with the gouge on edge, flute towards the direction you are cutting. Taking small controlled cuts rolling the gouge to a more open flute position as you proceed down the cove. Shape the cove by watching the profile being formed NOT the gouge.
11. Part a groove to the required diameter at the ankle. Turn a taper from the pommel to the ankle (note that a SHARP skew does a better job than a roughing gouge). Set speed to at least 1500 RPM.
12. Turn a transitional cove from the foot to the ankle (see procedure in step 9).
13. Stop the lathe frequently and examine the turning during steps 8 to 11. When you are satisfied with the turning, leave the piece between centres and hand sand to eliminate any minor irregularities. If required, round off the shoulders with a small plane or rasp and sand to finish.
14. Remount between centres #1. Turn the foot to its final form and do any final sanding while still mounted. Part off to about 1/4" at the bottom of the foot. Slacken off the tail stock a bit and saw through the remaining bit.
15. You're done! You might like to do a little carving on the pommel. Apply whatever finish suits you.

By Gary Miller

Photos follow showing the actual turning of the leg





Photos from L to R, 1st row: #1 & #2 show two examples of Cabriole leg. #3 shows 1st offset to turn long taper

2nd row #4 shows marking and starting pommel, #5 shaping leg adjacent to pommel, #6 leg tapered and foot begins

3rd row #7 working on the taper, #7 centered and beginning the foot, shaping the foot.

4th row #10 sanding using an automotive bodywork flexible sanding block.



2009-2010 season scheduled meetings and other events.

Date	Meeting or events	Shows/events/comments	
September 10	Fall season begins	Segmented turning by Jack Wallace of the WGO. "How to" info!	
September 27	Advance Box turning 203 (9:00 – 4:00)	To sign-up, see Scott	
October 1	Monthly meeting	Al Johnston will demonstrate his Elliptical Chuck	
October 3	Visiting turner - 9:00 – 4:00	Al Stirt - Full-Day Demonstration, tickets \$40.	
November 5	Monthly meeting	Brian McNaughton will demonstrate "the Skew, friend or foe"	
December 3	Monthly meeting	Gary Miller will demonstrate how to turn a Cabriole leg Show and tell, please bring in a turning to show we would love to see what you are doing these days (evenings). Christmas themed "Show and Tell"	
January 7	Monthly meeting	Bob Hewson will demonstrate the Beall pen wizard	
February 4	Monthly meeting	Anticipate Fred Roger as demonstrator, topic not finalized	
February 12 – 14	London Wood Show with a joint Wood Carvers and TVWTG guilds competition	There is ~\$500 in prize money contributed by your Guild. Judging will be by a 3 judge panel with Open and Novice categories and faceplate and spindle turning classes. See added detail within the newsletter	
March 4	Monthly meeting	Bernie Hryszak will demonstrate the turning technique of stave construction turning	
April 1	Monthly meeting	Turning a bracelet for your significant other. We are looking for demonstrators of different techniques	
April 19	Turning 101	A repeat program aimed at new recruits from the woodshow as well as current members.	
April 25	Visiting turner – Confirmed	Curt Theobald – full day demonstration. Curt's field is segmentation. No Sales in tickets as of this time.	
May 6	Monthly meeting	John Calver will demonstrate Polyester casting for use in turning beautiful bottle stoppers.	
May 8	Visiting turner – Confirmed	Bonnie Klein – full day demonstration.	
June 3	Monthly meeting	Duelling rose engines brought to you by John and Gary.	
June 18 - 20	AAW Symposium	AAW symposium, which will be in Hartford, Connecticut, USA	
July/August	Summer break	Summer break.	
September 9	Return from summer hiatus	Note, this is the 2 nd Thursday, moved from the 2 nd due to adjacent long weekend	
	Topics in the discussion stages, not yet formalized as to date or content. Program Ideas and suggestions for guest turners are always welcomed by your committee	-Hand thread-chasing. -Guest turners or seminars. -Design? What makes a "good" turning into an "outstanding" turning? -Metal spinning -A safety night (discussion/panel) -A "show and sell" table of turnings", and a "show and trade" table for your turnings. -Future challenge ideas: a pair of "something", a seed pod turning. -Shear scraping -Pendants	-Eccentric spindle turnings -Turning a ring -Inlaid -Bird houses -Finishing the "foot" -Basic drying of wet wood -Wine stoppers -Sharing of advanced techniques turning 201 -Finishing -Make a home drying cabinet

Note, meetings start at 7:30, doors open at 7:00. Raffle tickets, the library, and the Round table critique will be available between 7:00 and 7:30.

We have booked several guest turners and while firm at this time their schedules could result in changes. We will keep the members informed of changes if they happen.



Items both wanted and for sale

Ads are free for members and run until you sell your item or withdraw your advert. Members can support other members by **buying: good deals and good prices!**

Please note. The Guild provides a means of connecting buyer and sellers through these ads. It is up to the buyer to ensure the item offered is as stated and the two parties should agree between them as to warranty or guarantee for the item.

To run a new ad in our newsletter or to remove a sold item, call Bob at 519-457-6555 or email him at 66.bobhewson@rogers.com.

We welcome small business card type advertisements at a rate of \$30 per year. We print 6-7 issues per year on a non-date-specific schedule. We upload our newsletter to the internet at <http://www.thamesvalleywoodturners.com/> for viewing in glorious **colour**.

PHILLMORE ENTERPRISES
(LUMBER DIVISION)

CEDAR PINE WALNUT
RED OAK ASH BIRCH MAPLE
CHERRY
AND MANY OTHER SPECIES

GOOD QUALITY LUMBER AT REASONABLE PRICES

1092 SARNIA ROAD
LONDON, ONTARIO
N6H 5K1

ROY PHILLIPS
BUS: 471-3707

Wanted

Parts for old lathes

Call: Murray Tyler at 519-225-2854 after 5 PM

For Sale

Jet Mini-lathe (Model JML-1014)

Excellent condition

Tail and headstocks raised 2"

\$300

Call Pete at 519-661-7525

Custom work:

I Have a vertical mill & metal lathe to make different turning tools (cutters, sharpening jigs, supports etc.) you name it, similar to the Hunter Tool for hollowing in two different sizes 1/4" & 3/8" round, also a square end cutter (all carbide cutters).

-If you want a curve put in rod it can be done too. You will have to make a drawing if you want a bend put in the rod.
Price: \$50 straight, \$70 bent or curved.

-Aluminum handles to accept the tool is also available (you choose the size).

-See my sharpening jigs at the next guild meeting or call.

-**New** Custom vacuum chuck \$95

-Any custom work, please see me.

Call: Al Johnston at 519-679-8718

592 Mapledale Ave. London

For sale: I make and sell cutters for the Stewart system and or boring bars. They are made of hi-speed steel. Available in three sizes, prices are \$15, \$20, & \$25.

Call Mario Moran at 519-336-0550, or see him at the Guild meeting or mario.ada@sympatico.ca

For Sale CA Glue and Log Sealer for Wood Turners

EM-02 VERY THIN, INSTANT CURE, Able to penetrate between parts, very thin viscosity, allows up to .002" gap fill capability

EM-40 MED-THIN, FAST CURE, General purpose, thin viscosity, allows up to .004" gap fill capability

EM-150 MEDIUM, MEDIUM CURE, Broad use adhesive, medium-thick viscosity, allows up to .006" gap fill capability

EM-600 MEDIUM THICK, MEDIUM CURE, Heavy duty adhesive, medium thick viscosity, allows up to .008" gap fill capability

EM-2000 THICK FILLER, SLOW CURE, Allows maximum time for positioning fixtures. Use to bond fibrous and porous materials. Flowable thick viscosity, allows up to .010" - .020" gap fill capability, excellent for filling large open cracks, gaps and holes. Used as a general manufacturing and repairing tough and uneven materials.

All are available in 2 1/4 oz. bottles bottle which includes 5 detachable long nozzles and an extra top with spout and cap.*

Price: \$15.00 (taxes included)

(EM2000 does not include the 5 detachable long nozzles because it is too thick for the nozzles)

Additional long nozzles are priced at 5/\$0.25.

ACTIVATOR Instantly cures adhesives. Contains no CFC's. Mist Pump Sprayer

Price: \$10.00 (taxes included) 2 oz. bottle

DE-BONDER Required to un-glue items (example: fingers accidentally glued together)

Price: \$10.00 (taxes included) 2oz. bottle

This is the most superior CA Glue on the market. Manufactured by the company that invented CA Glue over 30 years ago


LOG SEALER FOR TURNERS I have an inventory in 4 liter jugs of log end sealer on hand.

Price: \$25 which includes the sales tax.

Please call: prior to the club meeting. That way I can bring your order to the meeting and save on any shipping costs.

Call: Fred Rodger 519-858-2558 or email at frederick.rodger@sympatico.ca (Fred will bring it to the meeting for you)

CANADIAN ROSE ENGINE INNOVATIONS



Let us build you an extremely accurate and dependable rose engine:

8" radius turning capacity.

Headstock, X and Y axis movements slide on Delrin linear slides

Micro adjustment possible using Taig cross slides on rosette tower, timed belt and pulley adjustment and X-Y axis movements.

Headstock powered by a 1rpm geared motor using geared pulleys and belt.

Universal cutting frame powered by a Sherline motor and speed controller

Cutter frame uses 60 degree carbide cutters.

Magnetic hold down for cutting frame tower allows for infinite positioning of cutter frame

Headstock has pumping and rocking capabilities.

Work can be phased by an indexing system which allows 1 degree indexing

Contact John Calver at (519) 455-6998 or jrcalver@rogers.com for complete details, more pictures and pricing.

For sale: Compressor




Hitachi contractor style oiled compressor.

For sale:

I am offering for sale the following items

a) An Eccentric chuck
for smaller lathes



b) Articulated arm boring bar, custom built to your specifications.



c) Eccentric counter balanced chucks



Custom built accessories.

Contact John Calver at (519) 455-6998 or jrcalver@rogers.com for full details, price and specs.