

Thames Valley Woodturner

A publication of the Thames Valley Woodturners Guild (since 1997)

(Meetings held at 2155 Crumlin Side Road, London)



Shows

AAW symposium in Louisville - **Cancelled**

Contents

Treasury	P1
Message from Bob	P1
February meeting - Eric Deckert - Cryptex	P1
February Show & Tell	P2
March meeting – Carl Durance – pens	P3
2020 Sask. Woodturners symposium	P5
Internet sites of interest	P5
Tops for Tots follow on challenge	P6
Guild initiates Facebook page	P6
Calendar	P7
"For Sale & Wanted" ads	P8

Any member wishing to contribute content to the newsletter in the form of articles, tips, or want-ads PLEASE contact

Bob Hewson (Photos, articles, photo-articles).

For a Guild info/policy sheet or mentors list, call or email

Bob Hewson at 66.bobhewson@gmail.com or refer to our web site at:
<http://www.thamesvalleywoodturners.com/>

Volume 23.2 February/March 2020

Our Treasury

Our treasure in the bank as of March 31st was \$5313.

A message from Bob

Hi everyone. I hope you are all well while in the midst of the Covid-19 pandemic. If you are well, you are likely like my wife and I and are self-isolating. I am 31 days and counting. 31 days and looking for things to keep me from going stir-crazy.

Luckily I had just been to the library and had picked up several good books to read. The internet has been a Godsend too as has TV. Great stories and jokes circulate and get passed on to and from my friends on the internet.

A few turning related **YouTube** videos are added to the newsletter for you to enjoy too.

We will not be meeting at the Guild hall for some time, so perhaps we can use the newsletter as a way to keep in touch and share web sites, stories, and photo of your work. To make this work please send web sites addresses you want to share, stories you want to share, and digital photos files of your new work (a digital **Show and Tell**) to me at 66.bobhewson@gmail.com and I

will compile and send them out to the membership in an abbreviated newsletter(s) issue as they accumulate.

February Meeting




February meeting featured Eric Deckert on making a Cryptex as featured in a recent Dan Brown novel "The Da Vinci Code". I took all the necessary photos to make the puzzle box BUT not so good, all my photos were out of focus.

Eric's presentation and techniques were great but no photographic record. While the end product looks as complicated as a watch to make, it wasn't, it was a number of turned parts where accuracy is the watchword for making the puzzle. No one part is beyond the skill set of most members.

• Search Google for **cryptex** and once open, choose the "images" option to see a variety of Cryptex models from simple to complex made with a variety of materials and techniques.

- The photo at the right is an exploded view of a Cryptex which is shown in a YouTube video by : <https://www.youtube.com/watch?v=syVx-egL7Ss> When viewing Jean Lo's site you can also go to the following site for a set of dimensioned drawings: [https://a3a65fa1-5871-4c29-88eb-](https://a3a65fa1-5871-4c29-88eb-032ce57149a2.filesusr.com/ugd/d08684_eed2291064b24dddfbc73f0c5243501aa.pdf)



[032ce57149a2.filesusr.com/ugd/d08684_eed2291064b24dddfbc73f0c5243501aa.pdf](https://a3a65fa1-5871-4c29-88eb-032ce57149a2.filesusr.com/ugd/d08684_eed2291064b24dddfbc73f0c5243501aa.pdf)

- Carl Jacobson turns a Cryptex: <https://www.youtube.com/watch?v=2WjSNUJRiHc>
- A simple Cryptex: <https://blog.adafruit.com/2017/09/11/woodturning-a-cryptex-woodworking/>
- See some other designs for ideas: <https://www.pinterest.ca/thegregpage/cryptex-project/>
- Check also Wikipedia entry: <https://en.wikipedia.org/wiki/Cryptex>



February show and tell



By Dave Hudgel, a multi-axis bowl with turquoise accents. The technique was worked out during a 3 day tutorial last June with Barbara Dill in Rockville, VA. The tutorial was the result of an AAW grant to Dave.




A scaled down copy (approx. 5" high) of "s" footed vase by Bernie Hyrtzak



A spalted bowl by Dave Hudgel



Black locust bowl with hand chased threading on the exterior. Turned by Gary Miller



Threading detail of the "chasing"



Jackie Morningstar's deep hollowed vase, maple burl, african blackwood rim and turquoise Alomalite highlights.



John Kime. A simulation of a water drop making contact with water surface.



John Scott, "tea light" bowl of Apple wood



Bruce McGauley turned a nicely shaped bowl from a maple burl, finished with sanding sealer



Pete Binkley's maple bowl



Pete Binkley maple platter



Steve Daub. An intriguing form turned from a split tree trunk



March Meeting



I missed the March meeting and do not have any photos except the one used in the website to tell us that


Carl Durance was covering new and advanced pen making techniques. From the comments I heard, Carl gave his usual excellent presentation.




March show and tell



Bruce McGauley, spalted maple bowl with 5 coats of polyurethane.



Doug Magrath, red mallee burl



Doug Magrath, natural edge shallow bowl, red mallee burl



Bob Fenn's bird house. Now is a good time for bird houses as the birds will be nesting soon!



Bob French, a maple nutcracker bowl



John Kime, platter OSMO hard wax finish



Dave Rubenhagen, maple balls



John Scott, Manitoba maple with Formby's tung oil



John Rice, Mountain ash with a tung oil finish



Rob Howlett, Shellwax finish



Rob Howlett, mystery wood bowl with OSMA hard wax and oil finish

Photos taken by John Scott's iPhone and edited with Photoshop Elements 2020.



2020 Saskatchewan Woodturners Symposium

At the time of publishing this symposium had not been cancelled, but we suggest you re-check if you are planning to attend.

Location: Regina July 17,18,19

The South Saskatchewan Woodturners Guild is pleased to announce that it is hosting the 2020 Saskatchewan Woodturners Symposium, in Regina July 17,18,19. We have invited demonstrators from Britain, France, and Canada. Nick Agar, Jason Breach, Jean F. Escoulen, and Michael Hosaluk are our master turners along with local demonstrators as well. As a chapter of AAW we ask if you could share this information with your friends.

More information and registration details can be found at our website <http://southsaskwoodturners.ca/>.

Thank You Bryan Milne.

If interested in attending the contact for Registration for the SSWG Symposium is Neil McGregor, 184 Dalglish Dr., Regina SK, S4R 7Y9. or Phone: 1-306-543-9318 or Email: neilmcgregor@myaccess.ca.



Interesting internet sites for members

You can limit your searches for **images or videos** by choosing from the choices sub menu located below the **Google search box**. Video searched can also be made within the **YouTube** application.

- DO you have a good solid wooden mallet? Here is a project to make one by the **Instructables** workshop, by Grant Alexander <https://tinyurl.com/u46g4qo>
- From the Members' Gallery in the December AAW journal and in keeping with our March Meeting, please have a look at <https://www.exclusivedesignz.com/> for some fancy polymer clay designed pens. Blanks of this type can be found at designer Toni Ransfield's site <https://www.claypenblanks.com/product-category/penkit> which has an interesting site to explore and learn from.
- Up your skill in your shop with a Locking Rabbet Miter Joint by the Genealogist Woodworker <https://tinyurl.com/rm7sfhq>
- Do you have a lathe that could use a digital speed readout? Here is a relatively simple one you can build yourself designed by Zack: <https://www.youtube.com/watch?v=7gDZs0blmr0&feature=youtu.be> If you build one let us know and we can perhaps do a small article on your success.

- Want to turn some small items to help take your mind of your self-isolation?

https://www.instructables.com/id/Tiny-Wooden-Pots/?utm_source=newsletter&utm_medium=email



- With so many of us self-isolating here is an article on "Is it time to clean your shop?" Steve Johnson guides you through the 5S method of shop organization (from Highland Woodworking:
https://www.highlandwoodworking.com/woodnews/2010march/5s.html?utm_source=ActiveCampaign&utm_medium=email&utm_content=Now+is+a+Great+Time+to+Organize+Your+Workshop&utm_campaign=spring+cleanup
- Do you have patience?: <https://www.youtube.com/embed/HyuE1XnYO0I>



"Tops for Tots" Follow-on Challenge

"Tops for Tots" is a good pastime during our enforced self-isolation from Covid-19 and they will be ready for the kids once we get past this Pandemic's self-isolation.

We will have a collection box available once we are back to normal.

Please remember the guidelines for tops:

- One piece
- Minimum size. At least 1.75" (45 mm) diameter (smaller tops are a choke hazard)
- No sharp points or edges
- Sand to 400 grit
- If you are colouring them use water-based markers only
- No finish except for carnauba wax
- No wood from nut producing trees



Guild initiates a Facebook page

A new step into the Digital world for the Guild's communications.

Renee Sferrazza will be handling our Facebook image. Our address is <https://www.facebook.com/Thames-Valley-Woodturners-Guild-101557104676603/>

If you have any questions please refer to Renee.



Calendar of events for the 2019-2020 season

Date	Meeting or events	Details		
September 12 th	Monthly meeting and competition	<u>Our guild's 1st annual Turning Competition.</u> Judging will be by the membership. Segmenting using a “Wedgie” sled by Bob Fenn.		
September 27 th – 29 th	Woodworking Show	Woodstock Woodworking Show with Guild participation. Take in some of your turnings for the People’s Choice Award(s).		
October 10 th	Monthly meeting	Hollowing demonstration by Dave Bell .		
November 14 th	Monthly meeting	Hands-on lathe turning at meeting. Multiple active turning stations in lieu of a normal meeting. Our sharpening station will also be active. Textured box challenge based on earlier demos in April meetings by John Calver and June by Gary Miller.		
December 12 th	Monthly meeting	- Christmas social, please help to fill a “Goodie table.” - Ornament challenge/exchange. - Show and Tell (Bring in some of your favourite items turned this year).		
January 9 th 2020	Monthly meeting	A Jigs and Tips meeting for Jan. Business meeting for the Guild (change of bylaws if required and review of finances)		
February 13 th	Monthly meeting	Eric will demonstrate the construction and turning of a Cryptex.		
March 12 th	Monthly meeting	Carl Durance will demonstrate new and advanced pen making techniques		
April 9 th	Monthly meeting	CANCELLED UNTIL FURTHER NOTICE	DIY deep hollowing system demo with camera system as well by Keith Mombourquette of the Grey-Bruce Guild.	
April 18 th	Turning 101	CANCELLED UNTIL FURTHER NOTICE	Turn a simple box with a lid and finial. This is a limited space session and is directed towards novice and intermediate turners.	
May 14 th	Monthly meeting	CANCELLED UNTIL FURTHER NOTICE	Bob Fenn will demonstrate the turning of a square bowl.	
June 11 th	Monthly meeting	CANCELLED UNTIL FURTHER NOTICE	Dave Hudgel will demonstrate a winged bowl. A box with a finial is our challenge.	
September 10 th	Monthly meeting	A wig stand demonstration by John Scott		
October		Open		
November	Monthly meeting	Renee Sferrazza will demonstrate pyrography with a Christmas theme		
December	Monthly meeting	Ornament swap.		
Ideas	We welcome member input for meetings	-Guest turners or seminars. -Design? What makes a “good” turning into an “outstanding” turning? -Metal spinning -Safety night (discussion/panel)	--Salt box Homebuilt kiln/ drying wood -A simple weed pot -Sharpening refresher -Basic drying of wet wood -A seed-pod turning	-Shear scraping -Inlace -Finishing -Chucking and holding -Jigs and fixtures -A wall clock or a desk clock

- **Meetings new start is at 7:00, doors open at 6:30.** The pre-meeting period from 6:30 and 7:00 is a great time to discuss problems or successes at the "Show and Tell" table and converse with other members.
- **There may be last minute schedule changes** due to weather or other unforeseen causes, if in doubt, check the website for the latest meeting info as the date draws near.
- **Raffle tickets** are usually available between 7:00 and 7:30 as well as during the break period.



Items wanted and for sale

Ads are free for members and run until you sell your item or withdraw your advertisement. To run an ad or to remove one, call or email Bob at 519-457-6555 or 66.bobhewson@gmail.com. Members support other members by **buying or selling - good deals and at good prices!** Ads when received are sent to our mailing list which cover our membership as well as surrounding Guilds. The ad is published in our newsletter until sold or removed.

Commercial "business card" advertisements are available for \$75 for insertion for one year (5 – 6 issues).

Please note: The Guild provides a means of connecting buyer and seller through these ads. It is up to the buyer to ensure the item offered is as stated and the two parties should agree between themselves as to any warranty/guarantee. The Guild does not accept any liability for any such sale.

Sales tables: Members are welcome to set up a "sales" table in the bar section/room during **Swap night** at our June and January meetings. There is no charge to the member for the sales table.

We issue our newsletter targeting every two months. Our newsletter is found in glorious **colour** on the internet at <http://www.thamesvalleywoodturners.com/>. Any newsletter photos are available to members by request to the Editor at (66.bobhewson@gmail.com).

For Sale

Gast vacuum pump like new \$300.00

Contact: John McGuire

Phone: 226- 980- 8615

Email: jandpMcGuire@rogers.com



WE'VE GOT IT.

Ontario Wood
The natural choice

Now stocking
osmo



CALL, CLICK OR VISIT OUR SHOWROOM
50 Venture Drive, Units 4 & 5, Toronto, ON M1B 3L6
CALL US AT 1.416.241.8654

WOODCHUCKERS.COM

Artistic Wood and Tool Supply Inc,

4-50 Venture Dr., Toronto, M1B3L6.

Phone: 416-241-8654 or 1-800-551-0192

Email: sales@woodchuckers.com



william wood-write
penblanks.ca
shop online or call
1-877-585-0403

STOCKROOM

1-877-287-5017

Bandsaw and lathe specialist!

Home of the Little Ripper,	Flatmaster	Sanding Mops
Record Power	Rikon Machinery Dealer	

Phone - 1-877-287-5017

Email - info@stockroomsupply.com

Website - <http://stockroomsupply.ca/shop/products/>

W <https://www.youtube.com/user/stockroomsupply>

Located: Niagara, 53032 Perry Rd., Wainfleet, ON.
Canada. L0S 1V0

For Sale

Articulated arm (Hunter tool) boring jig C/W carbide tip ring

Price: \$160

Contact: Bob Fenn 519-455-7436

email: rafenn@rogers.com

For Sale

Oneway "Drill Wizard". It includes a new electric drill with the correct collar for the mount.

It's great for drilling things like random holes in various size in finished pieces as well (like John Rice's Red piece) with perfect control.

Cost: I have \$145 into it and it is "as new" condition.

Price: \$100

Contact: Gary Miller 519-858-2445 or garywmiller@rogers.com

